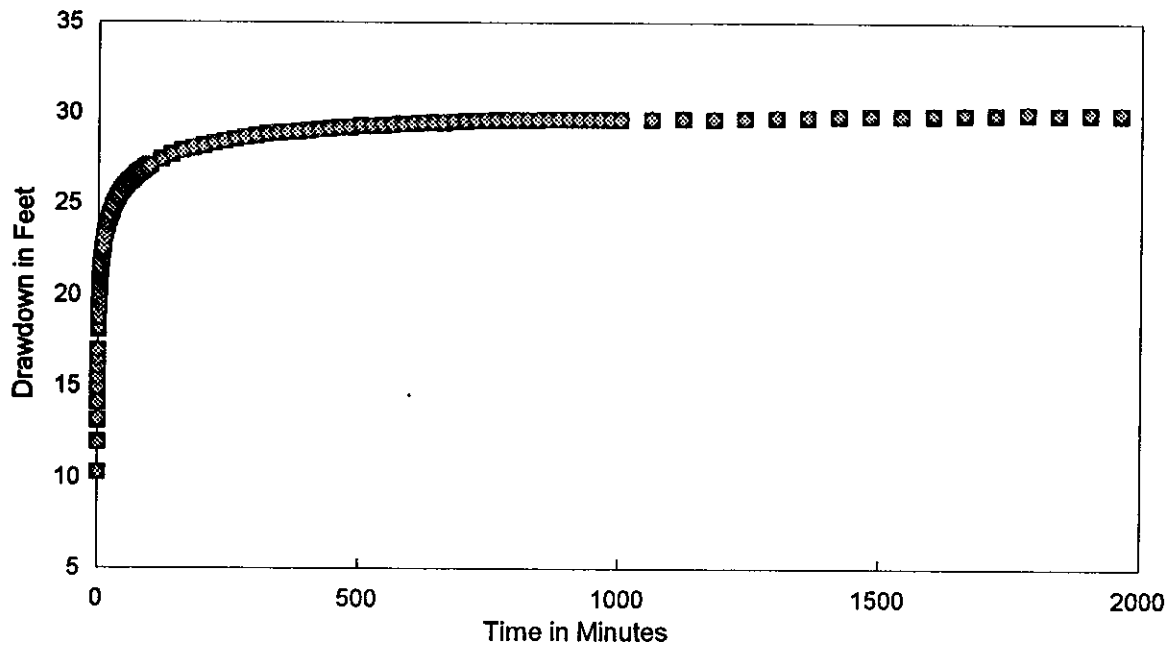
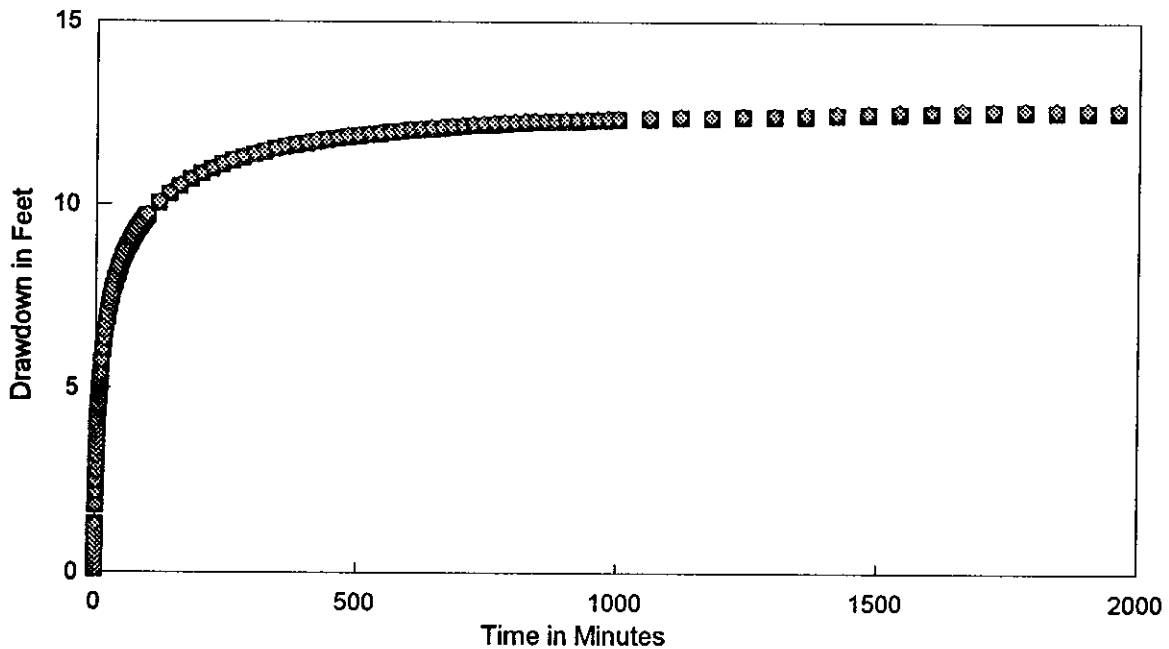


Semi-Confined Pumped Well OKS-95SP1

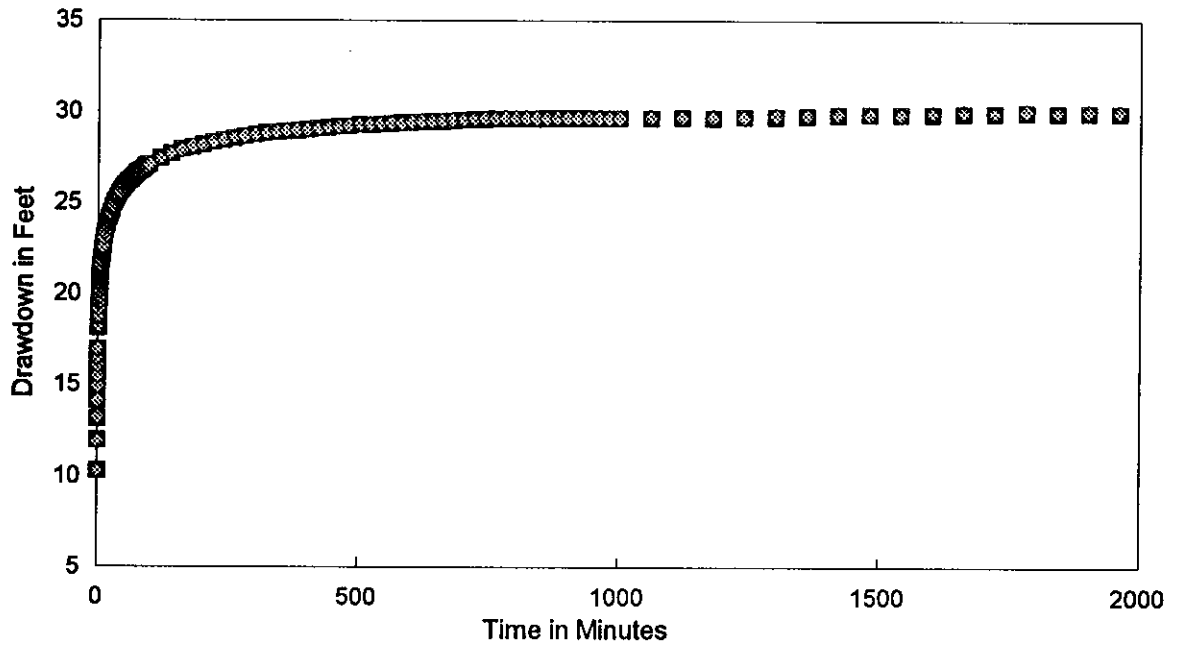


Semi-Confined Observation Well OKS-95SO1

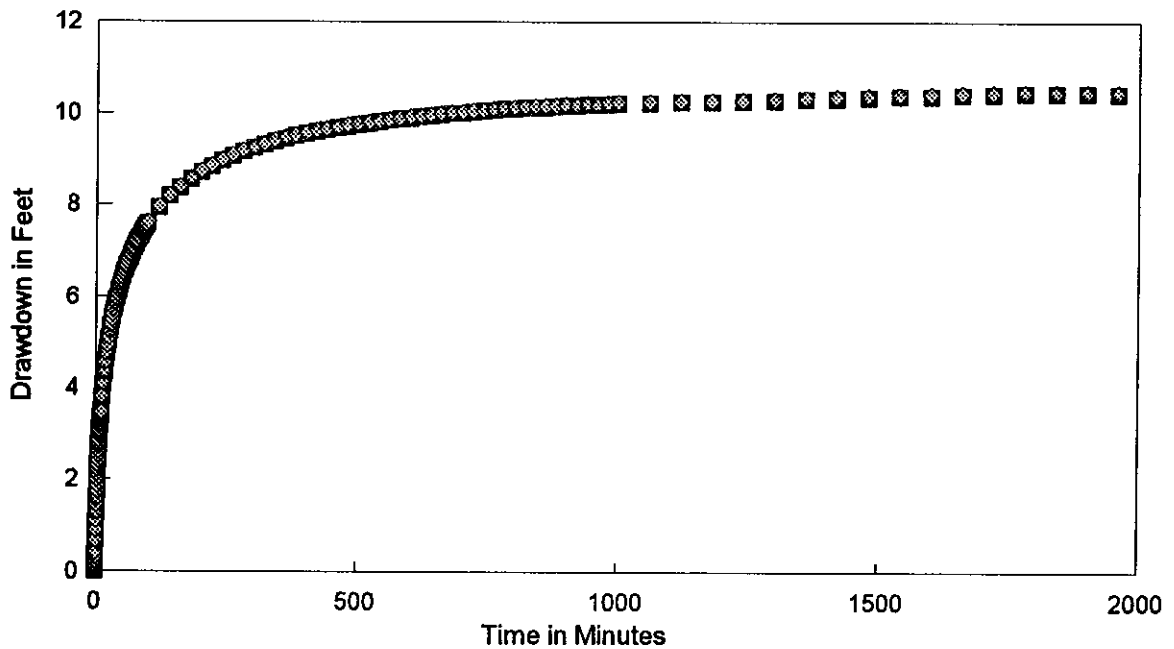


SITE OKS-95S, MIDDLE SAS PRODUCTION ZONE APT

Semi-Confined Pumped Well OKS-95SP1

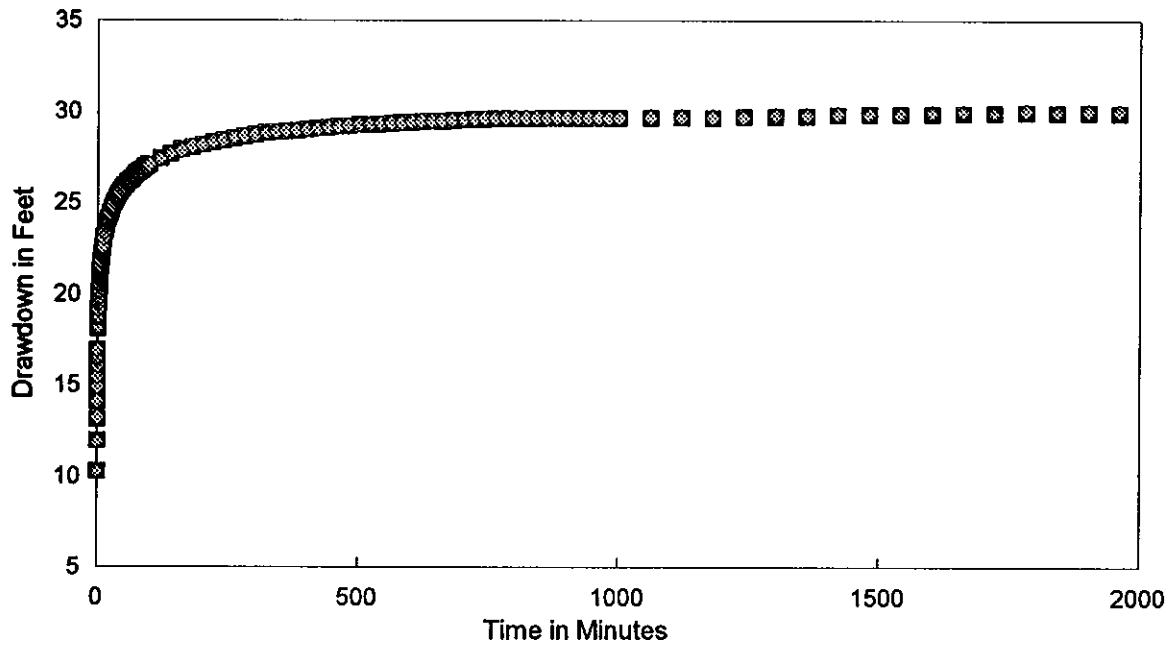


Semi-Confined Observation Well OKS-95SO2

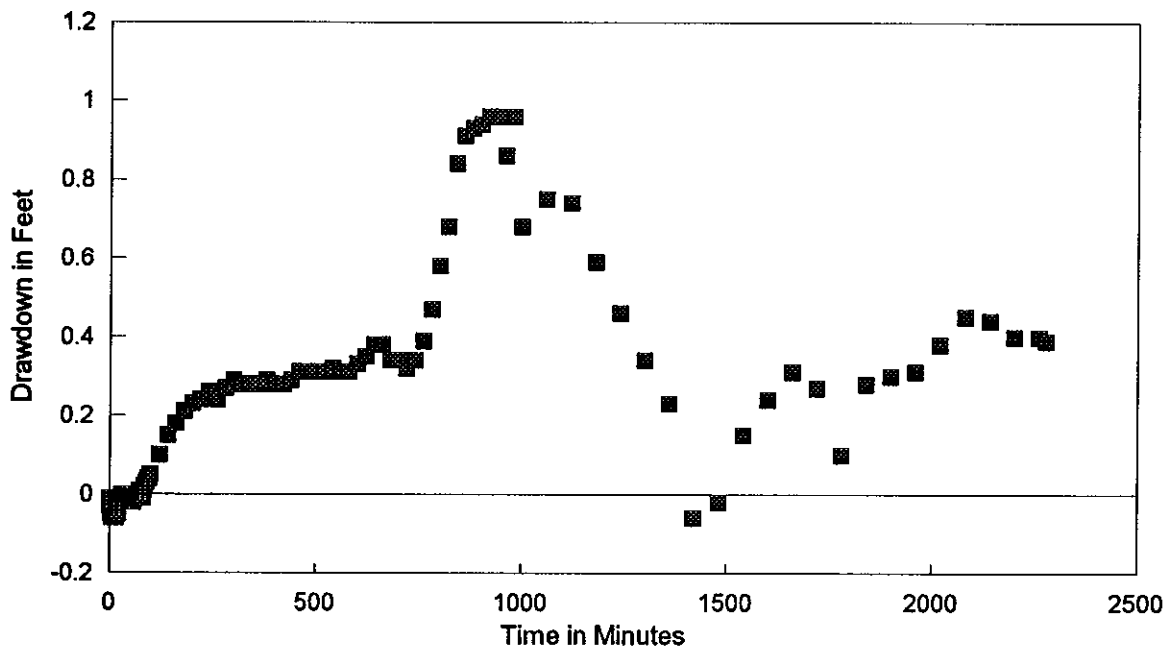


SITE OKS-95S, MIDDLE SAS PRODUCTION ZONE APT

Semi-Confined Pumped Well OKS-95SP1

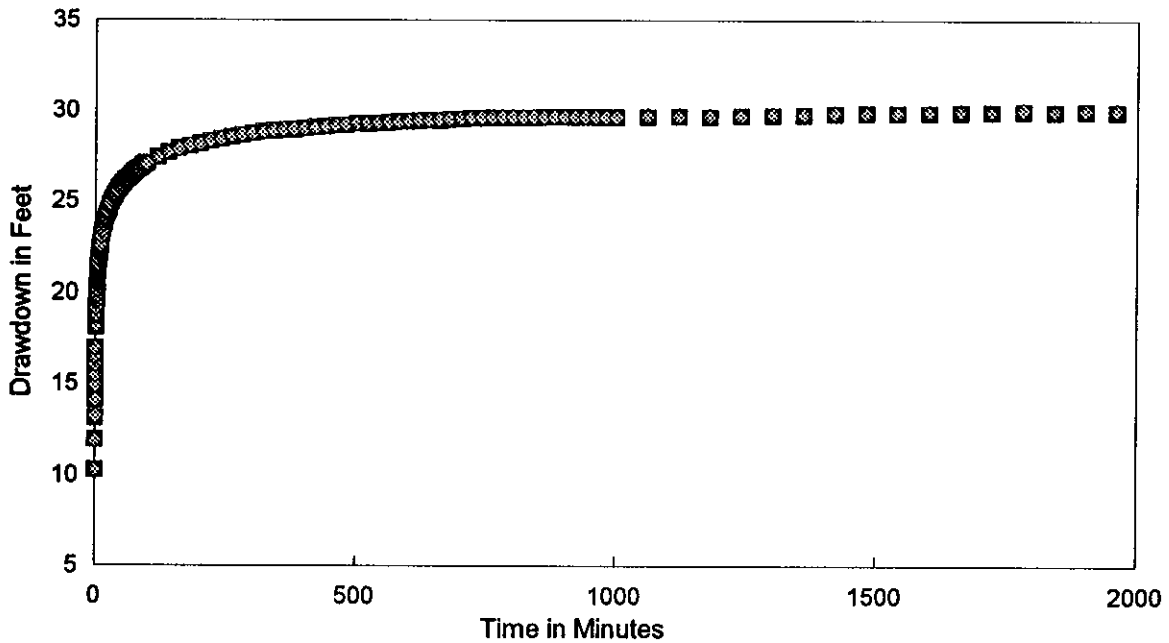


Confined Observation Well OKS-95D01

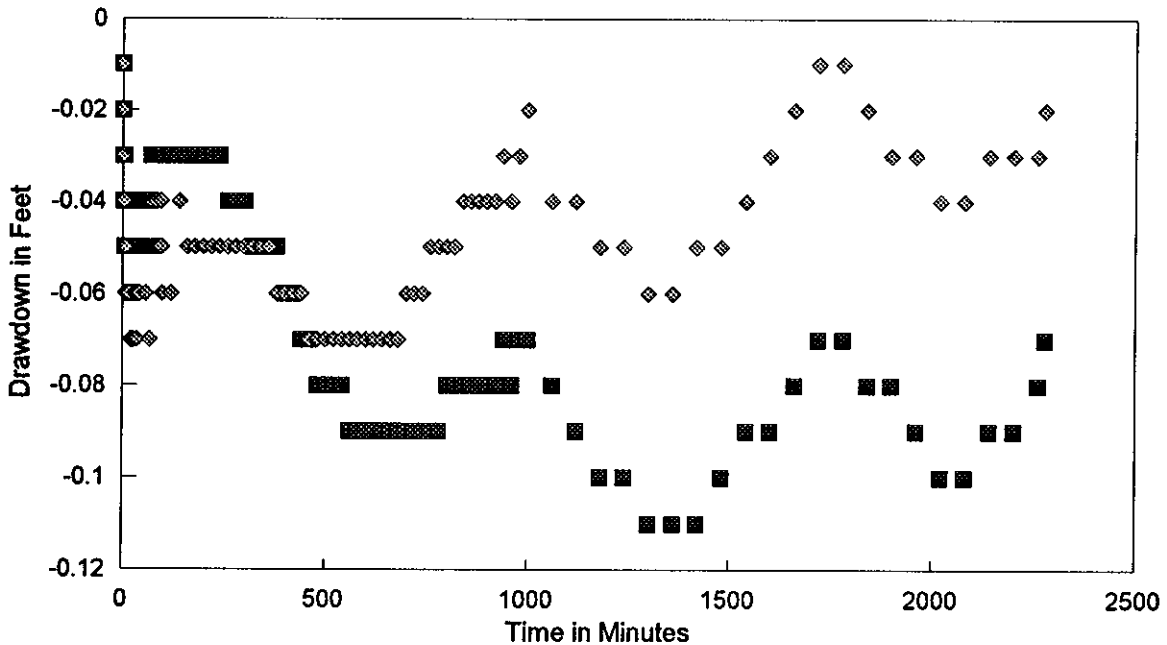


SITE OKS-95S, MIDDLE SAS PRODUCTION ZONE APT

Semi-Confined Pumped Well OKS-95SP1

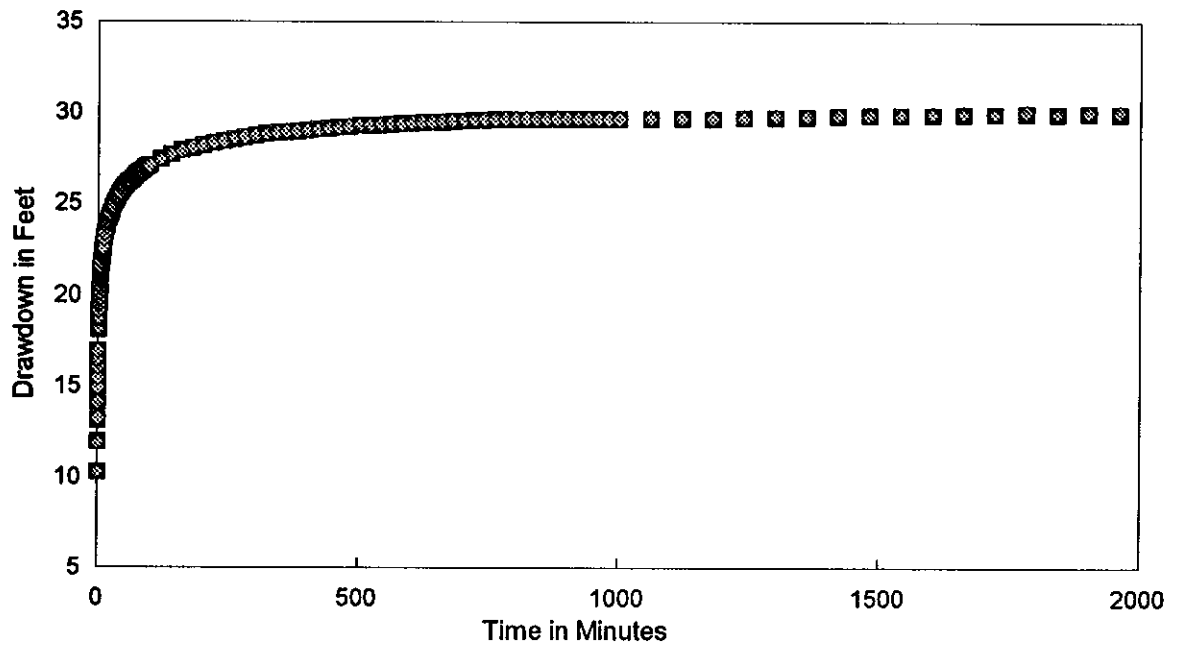


Confined Observation Well OKS-95DP1

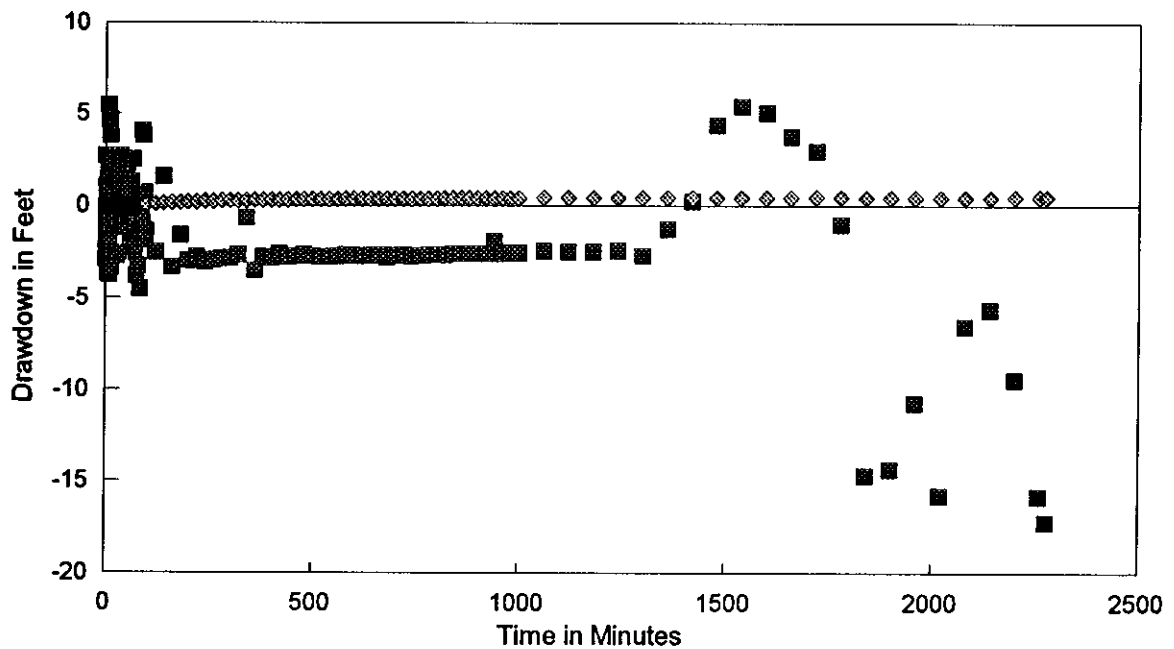


SITE OKS-95S, MIDDLE SAS PRODUCTION ZONE APT

Semi-Confined Pumped Well OKS-95SP1

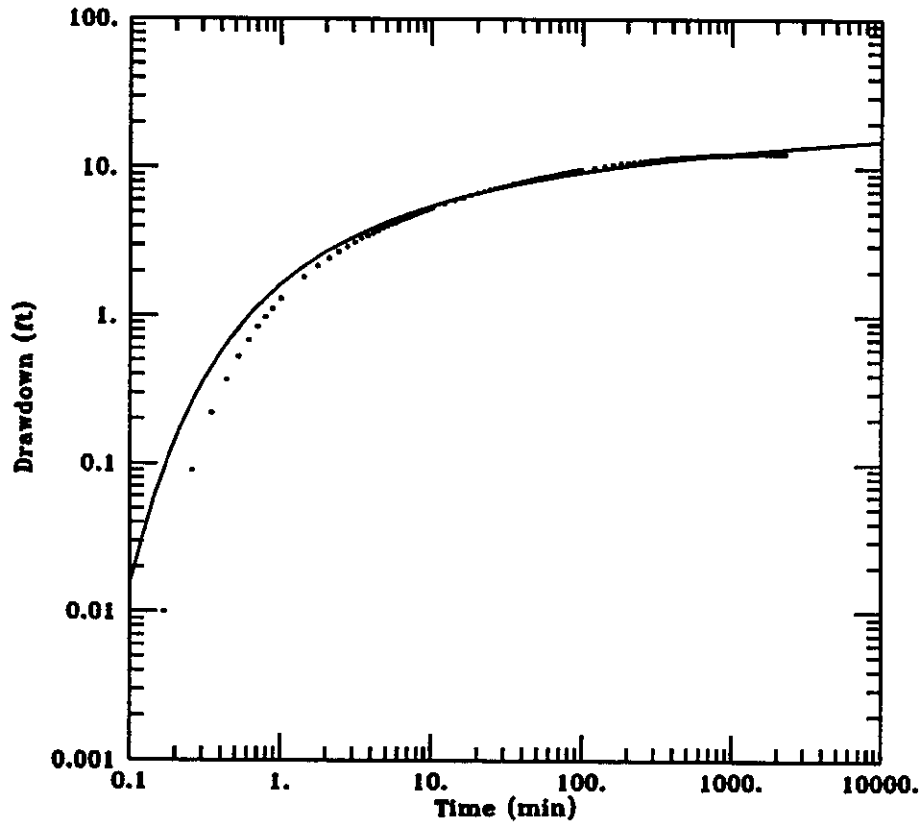


Un-Confined Observation Well OKS95-WT1



SITE OKS-95S, MIDDLE SAS PRODUCTION ZONE APT

OKS-95 MIDDLE SAS PRODUCING ZONE APT



DATA SET:
OKS95S01.DAT
02/13/97

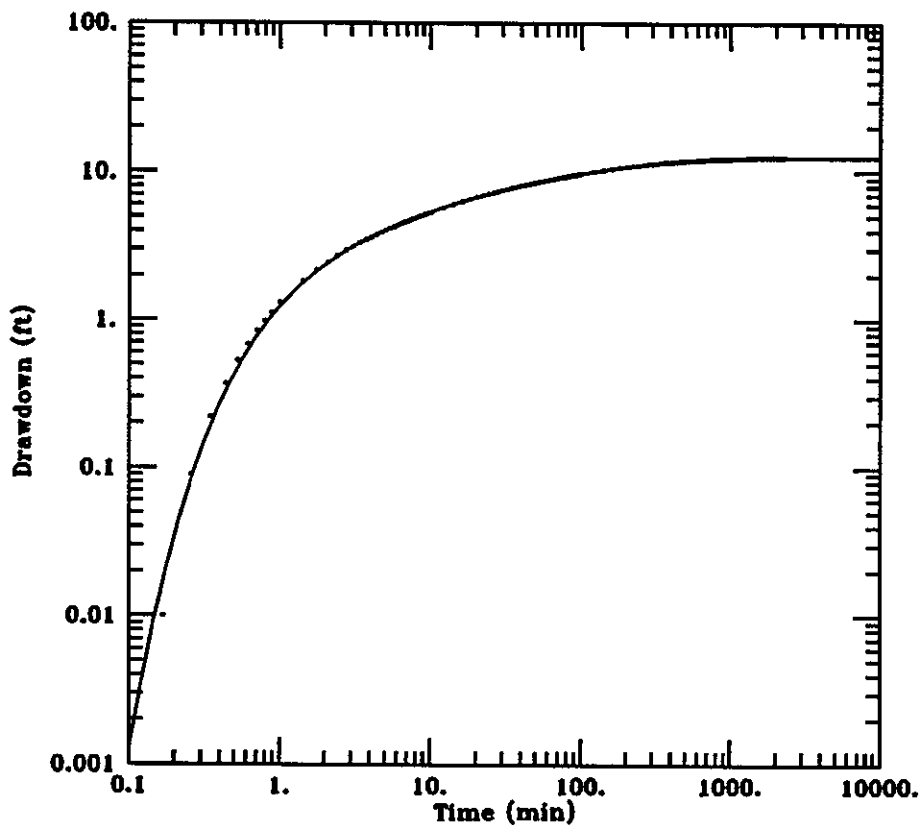
AQUIFER MODEL:
Leaky
SOLUTION METHOD:
Hantush (w/ stor.)

PROJECT DATA:
test date: February 22-24, 1994
test well: OKS95-SP1
obs. well: OKS95-S01

TEST DATA:
Q = 83. gal/min
r = 65. ft
r_C = 0.25 ft
r_W = 0.33 ft
b = 50. ft

PARAMETER ESTIMATES:
T = 4401.1 gal/day/ft
S = 0.0001327
β = 0.02987

OKS-95 MIDDLE SAS PRODUCING ZONE APT



DATA SET:
OKS95S01.DAT
02/13/97

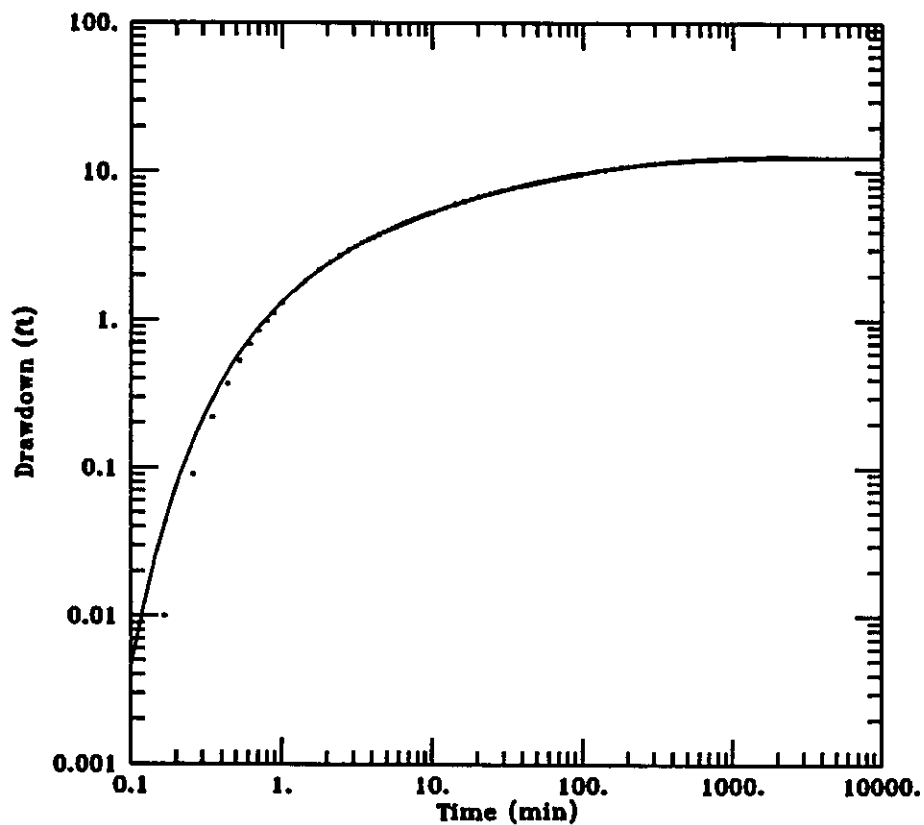
AQUIFER MODEL:
Leaky
SOLUTION METHOD:
Moench

PROJECT DATA:
test date: February 22-24, 1994
test well: OKS95-SP1
obs. well: OKS95-S01

TEST DATA:
Q = 83. gal/min
r = 65. ft
r_c = 0.25 ft
r_w = 0.33 ft
b = 50. ft

PARAMETER ESTIMATES:
T = 4686.7 gal/day/ft
S = 0.0001649
r/B = 0.05143
β = 0.002396
S_w = 0.
a = 0.0008178

OKS-95 MIDDLE SAS PRODUCING ZONE APT



DATA SET:
OKS95S01.DAT
02/13/97

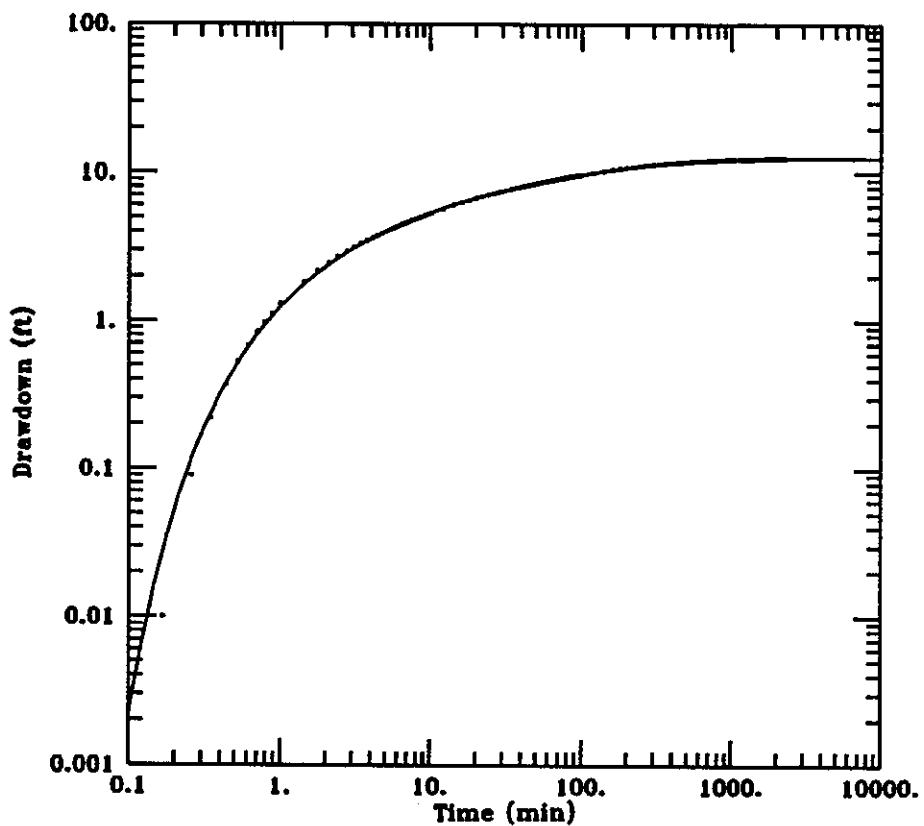
AQUIFER MODEL:
Leaky
SOLUTION METHOD:
Hantush (no stor.)

PROJECT DATA:
test date: February 22-24, 1994
test well: OKS95-SP1
obs. well: OKS95-S01

TEST DATA:
Q = 83. gal/min
r = 65. ft
r_c = 0.25 ft
r_w = 0.33 ft
b = 50. ft

PARAMETER ESTIMATES:
T = 4585.6 gal/day/ft
S = 0.0001786
r/B = 0.05526

OKS-95 MIDDLE SAS PRODUCING ZONE APT



DATA SET:
OKS95S01.OAT
02/13/97

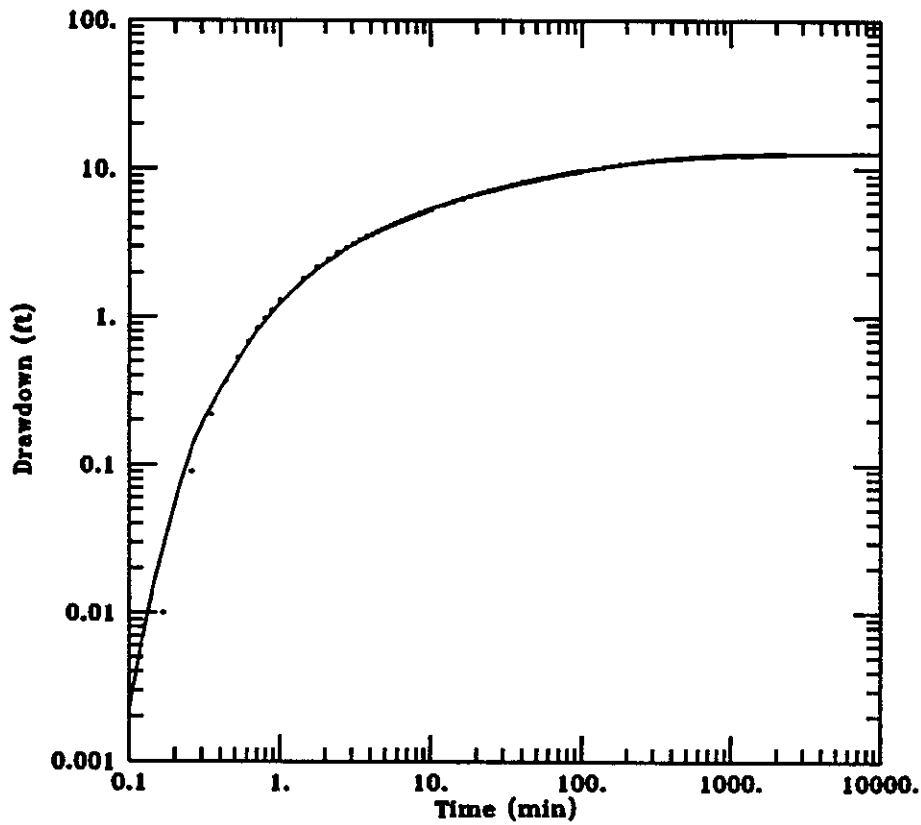
AQUIFER MODEL:
Unconfined
SOLUTION METHOD:
Neuman

PROJECT DATA:
test date: February 22-24, 1994
test well: OKS95-SP1
obs. well: OKS95-S01

TEST DATA:
Q = 83. gal/min
r = 65. ft
r_c = 0.25 ft
r_w = 0.33 ft
b = 50. ft

PARAMETER ESTIMATES:
T = 4155. gal/day/ft
S = 0.0001855
S_y = 0.5
β = 0.001136

OKS-95 MIDDLE SAS PRODUCING ZONE APT



DATA SET:
OKS95S01.DAT
02/13/97

AQUIFER MODEL:
Unconfined
SOLUTION METHOD:
Neuman (approx.)

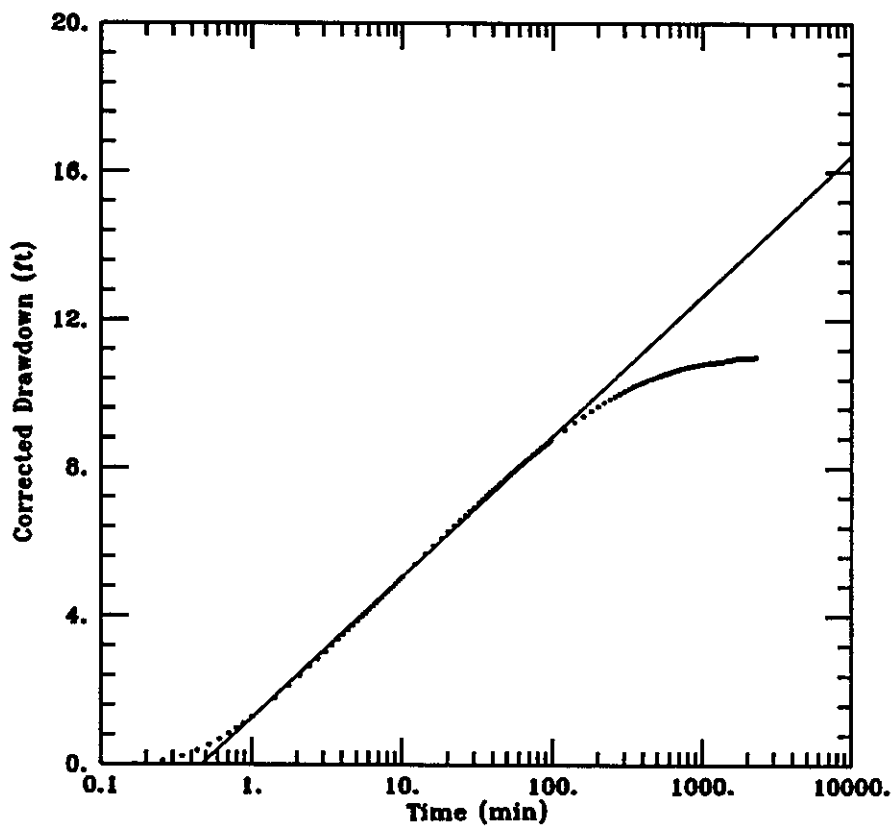
PROJECT DATA:
test date: February 22-24, 1994
test well: OKS95-SP1
obs. well: OKS95-S01

TEST DATA:
Q = 83. gal/min
r = 65. ft
r_c = 0.25 ft
r_w = 0.33 ft
b = 50. ft

PARAMETER ESTIMATES:
T = 4155.9 gal/day/ft
S = 0.0001855
Sy = 0.09652
β = 0.001291

AQTESOLV

OKS-95 MIDDLE SAS PRODUCING ZONE APT



DATA SET:
OKS95S01.DAT
02/13/97

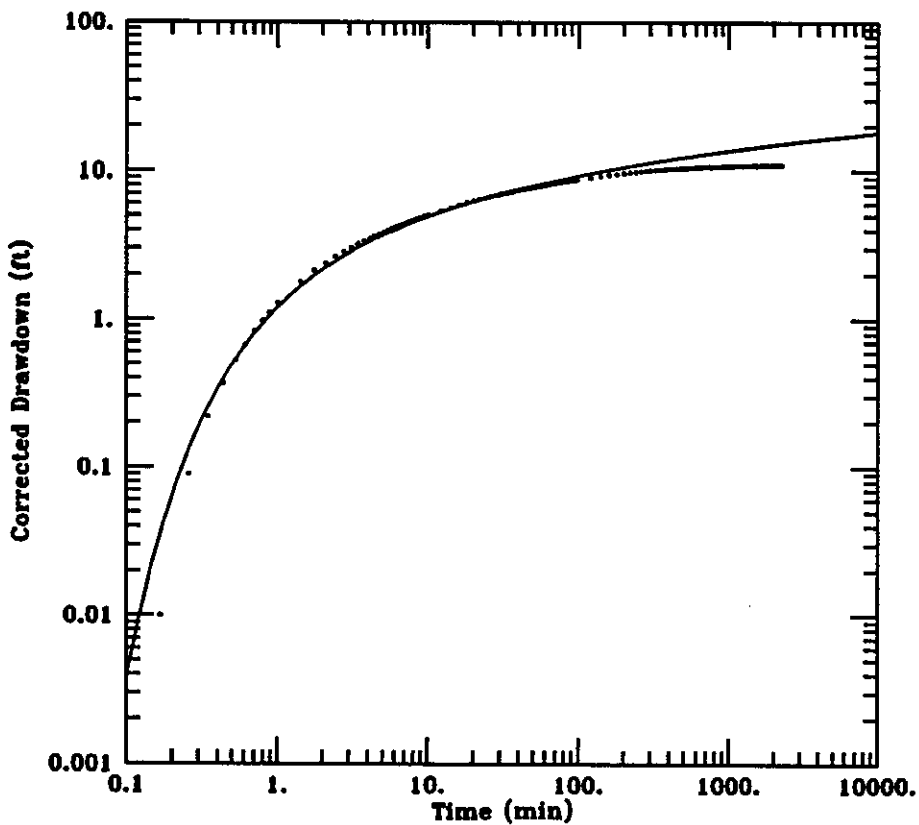
AQUIFER MODEL:
Unconfined
SOLUTION METHOD:
Cooper-Jacob

PROJECT DATA:
test date: February 22-24, 1994
test well: OKS95-SP1
obs. well: OKS95-S01

TEST DATA:
Q = 83. gal/min
r = 65. ft
r_c = 0.25 ft
r_w = 0.33 ft
b = 50. ft

PARAMETER ESTIMATES:
T = 5763. gal/day/ft
S = 0.0001341

OKS-95 MIDDLE SAS PRODUCING ZONE APT



DATA SET:
OKS95S01.DAT
02/13/97

AQUIFER MODEL:
Unconfined
SOLUTION METHOD:
Theis

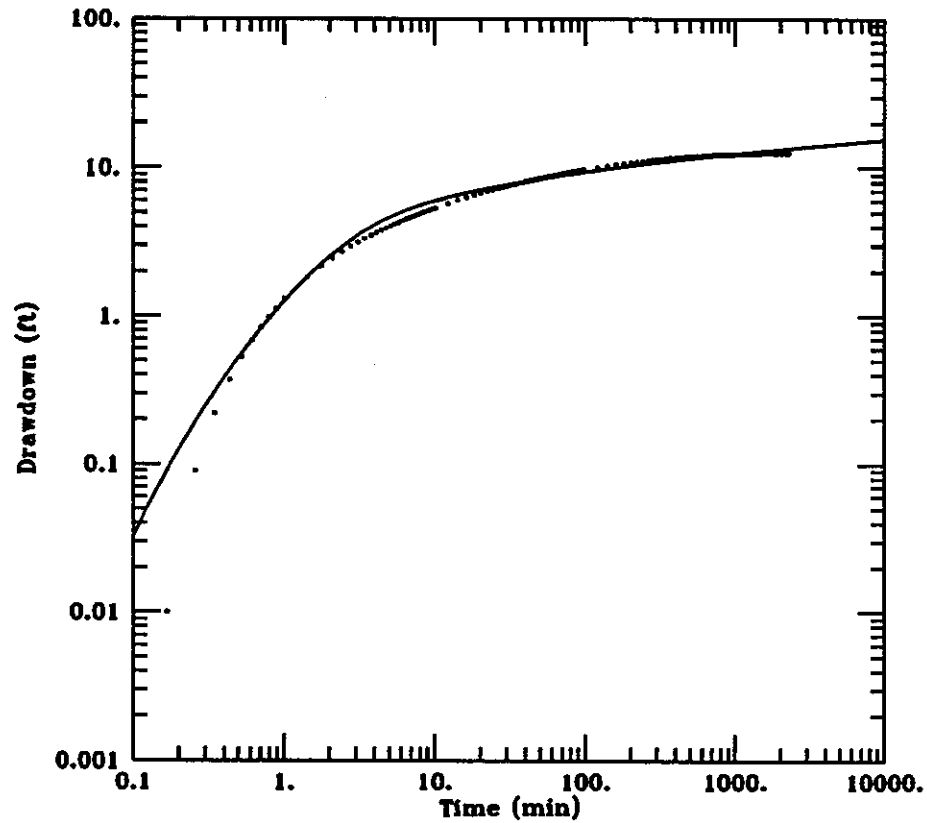
PROJECT DATA:
test date: February 22-24, 1994
test well: OKS95-SP1
obs. well: OKS95-S01

TEST DATA:
Q = 83. gal/min
r = 65. ft
r_c = 0.25 ft
r_w = 0.33 ft
b = 50. ft

PARAMETER ESTIMATES:
T = 4945.1 gal/day/ft
S = 0.0001971

AGTESOLV

OKS-95 MIDDLE SAS PRODUCING ZONE APT



DATA SET:
OKS95S01.DAT
02/13/97

AQUIFER MODEL:
Confined
SOLUTION METHOD:
Papadopoulos-Cooper

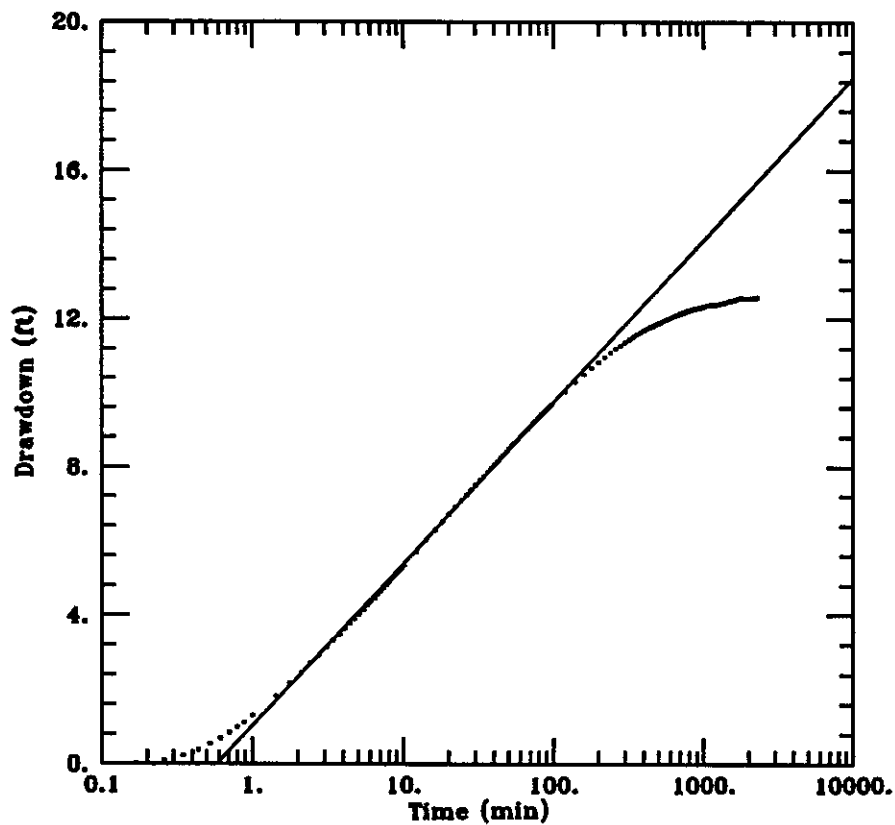
PROJECT DATA:
test date: February 22-24, 1994
test well: OKS95-SP1
obs. well: OKS95-S01

TEST DATA:
Q = 83. gal/min
r = 65. ft
r_c = 0.25 ft
r_w = 0.33 ft
b = 50. ft

PARAMETER ESTIMATES:
T = 7228. gal/day/ft
S = 2.851E-05
a = 1.E-05

AGTESOLV

OKS-95 MIDDLE SAS PRODUCING ZONE APT



DATA SET:
OKS95S01.DAT
02/13/97

AQUIFER MODEL:
Confined
SOLUTION METHOD:
Cooper-Jacob

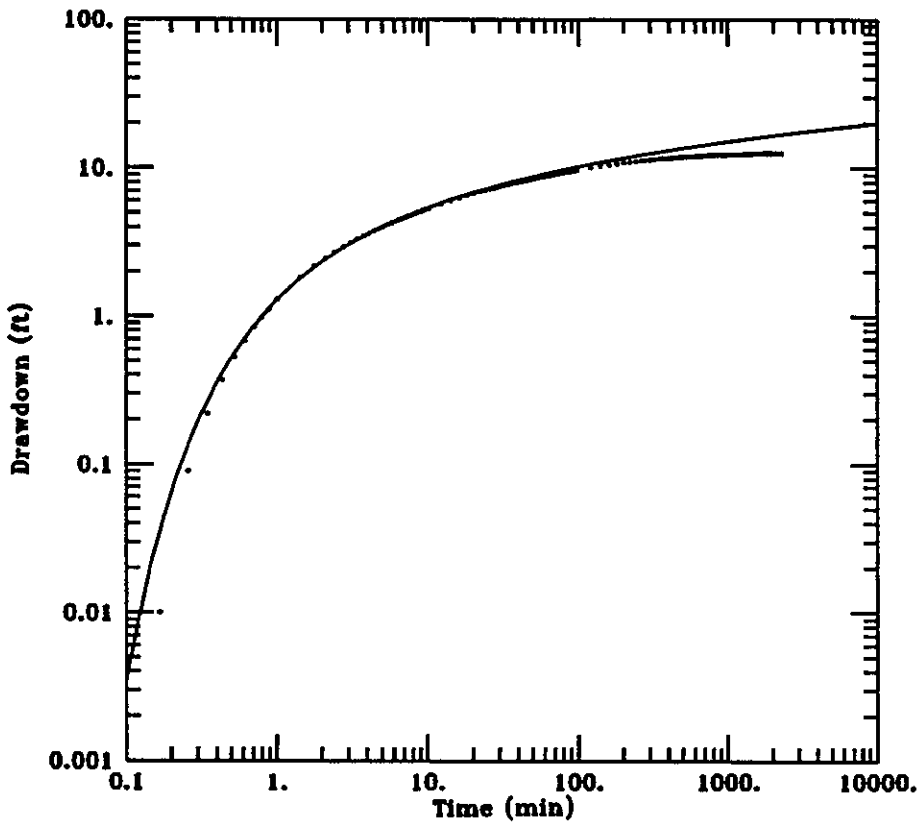
PROJECT DATA:
test date: February 22-24, 1994
test well: OKS95-SP1
obs. well: OKS95-S01

TEST DATA:
 $Q = 83$ gal/min
 $r = 65$ ft
 $r_c = 0.25$ ft
 $r_w = 0.33$ ft
 $b = 50$ ft

PARAMETER ESTIMATES:
 $T = 5014.6$ gal/day/ft
 $S = 0.0001454$

AGTESOLV

OKS-95 MIDDLE SAS PRODUCING ZONE APT



DATA SET:
OKS95S01.DAT
02/13/97

AQUIFER MODEL:
Confined
SOLUTION METHOD:
Theis

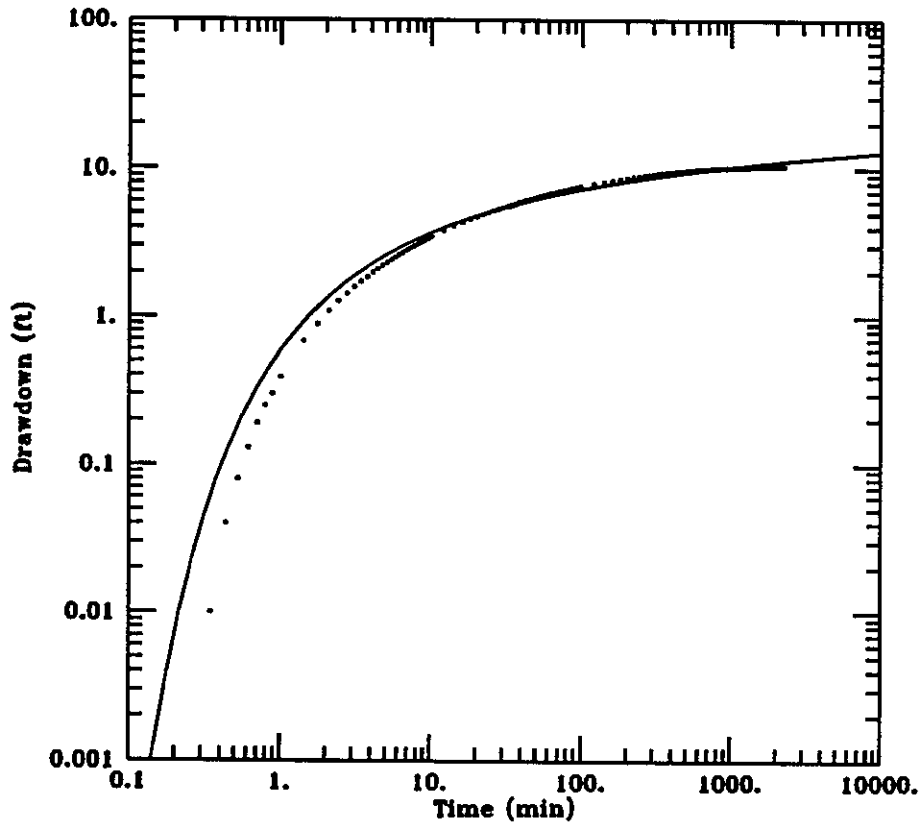
PROJECT DATA:
test date: February 22-24, 1994
test well: OKS95-SP1
obs. well: OKS95-S01

TEST DATA:
Q = 83. gal/min
r = 65. ft
r_c = 0.25 ft
r_w = 0.33 ft
b = 50. ft

PARAMETER ESTIMATES:
T = 4461.5 gal/day/ft
S = 0.0001836

AQTESOLV

OKS-95 MIDDLE SAS PRODUCING ZONE APT



DATA SET:
OKS95S02.DAT
02/13/97

AQUIFER MODEL:
Leaky
SOLUTION METHOD:
Hantush (w/ stor.)

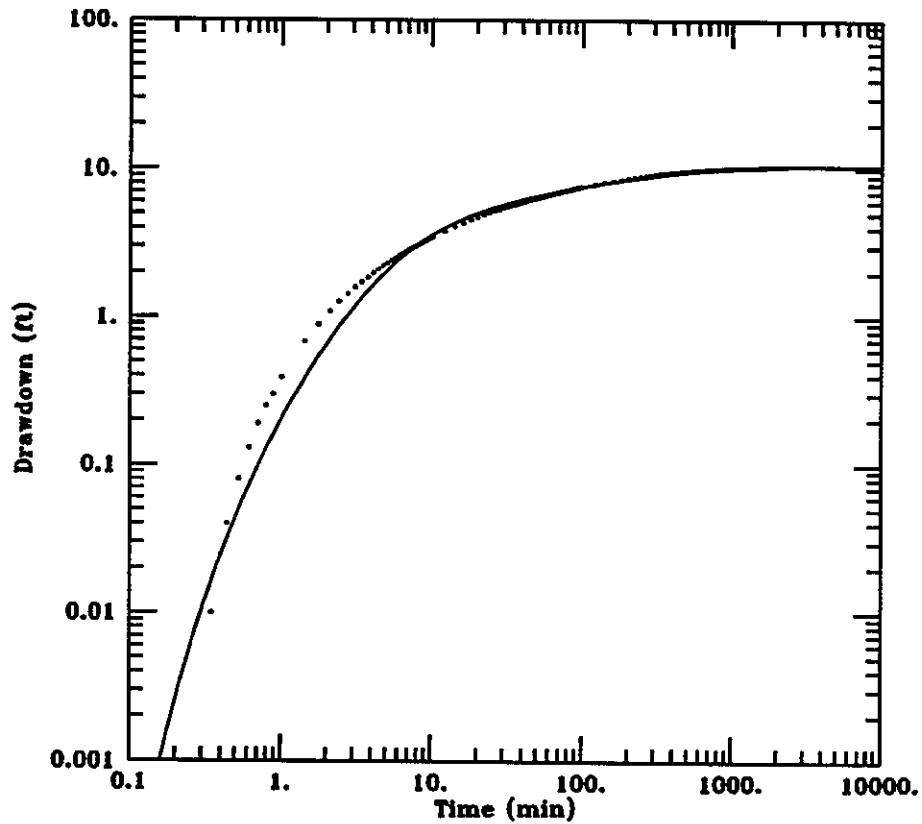
PROJECT DATA:
test date: February 22-24, 1994
test well: OKS95-SP1
obs. well: OKS95-S01

TEST DATA:
Q = 83. gal/min
r = 100. ft
r_c = 0.25 ft
r_w = 0.33 ft
b = 50. ft

PARAMETER ESTIMATES:
T = 4679.7 gal/day/ft
S = 0.000138
p = 0.03874

AGTESOLV

OKS-95 MIDDLE SAS PRODUCING ZONE APT



DATA SET:
OKS95S02.DAT
02/13/97

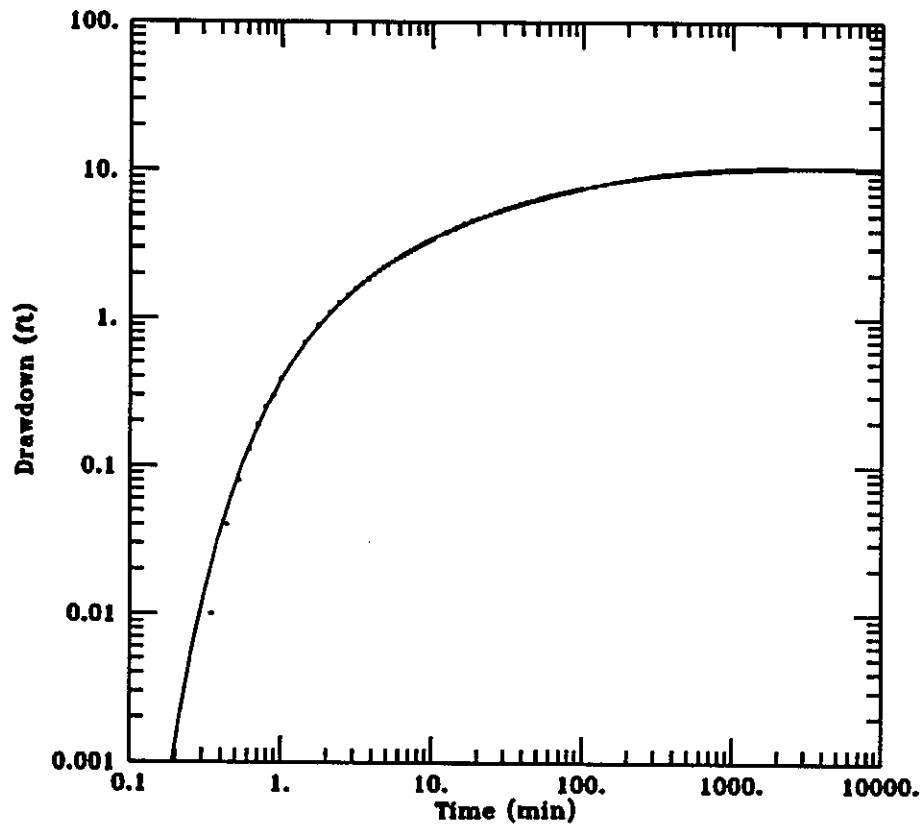
AQUIFER MODEL:
Leaky
SOLUTION METHOD:
Moench

PROJECT DATA:
test date: February 22-24, 1994
test well: OKS95-SP1
obs. well: OKS95-S01

TEST DATA:
Q = 83. gal/min
r = 100. ft
r_c = 0.25 ft
r_w = 0.33 ft
b = 50. ft

PARAMETER ESTIMATES:
T = 5759.3 gal/day/ft
S = 7.574E-05
r/B = 0.04598
β = 0.01351
Sw = 0.
a = 1.562E-05

OKS-95 MIDDLE SAS PRODUCING ZONE APT



DATA SET:
OKS95S02.DAT
02/13/97

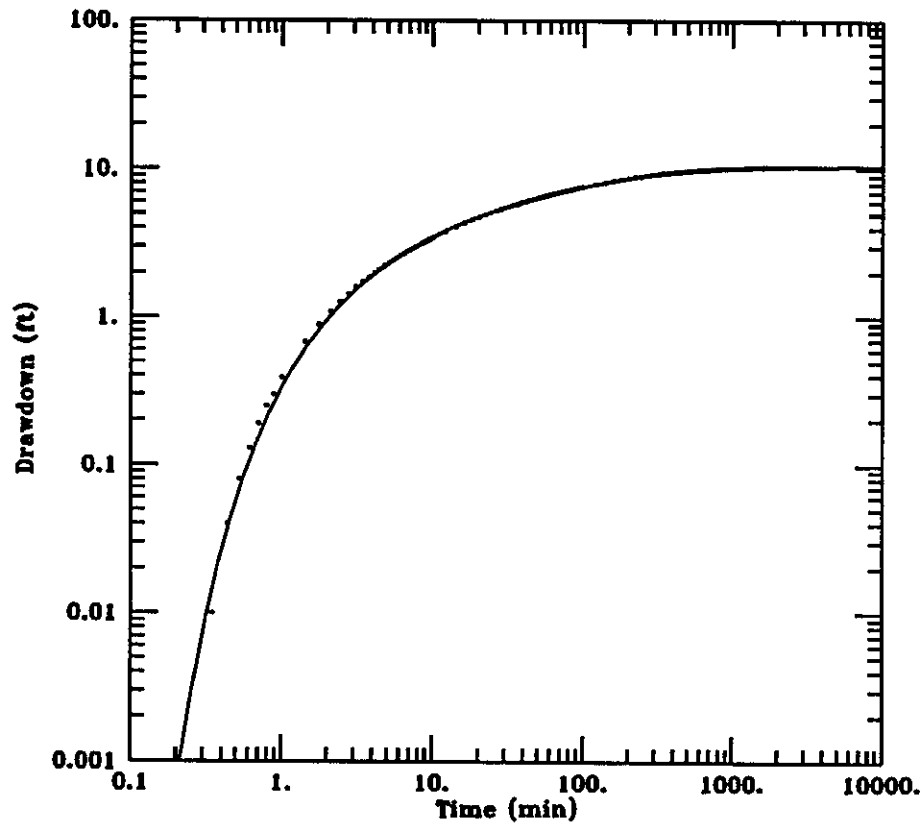
AQUIFER MODEL:
Leaky
SOLUTION METHOD:
Hantush (no stor.)

PROJECT DATA:
test date: February 22-24, 1994
test well: OKS95-SP1
obs. well: OKS95-S01

TEST DATA:
Q = 83. gal/min
r = 100. ft
r_c = 0.25 ft
r_w = 0.33 ft
b = 50. ft

PARAMETER ESTIMATES:
T = 4767.1 gal/day/ft
S = 0.0001925
r/B = 0.08335

OKS-95 MIDDLE SAS PRODUCING ZONE APT



DATA SET:
OKS95S02.DAT
02/13/97

AQUIFER MODEL:
Unconfined
SOLUTION METHOD:
Neuman

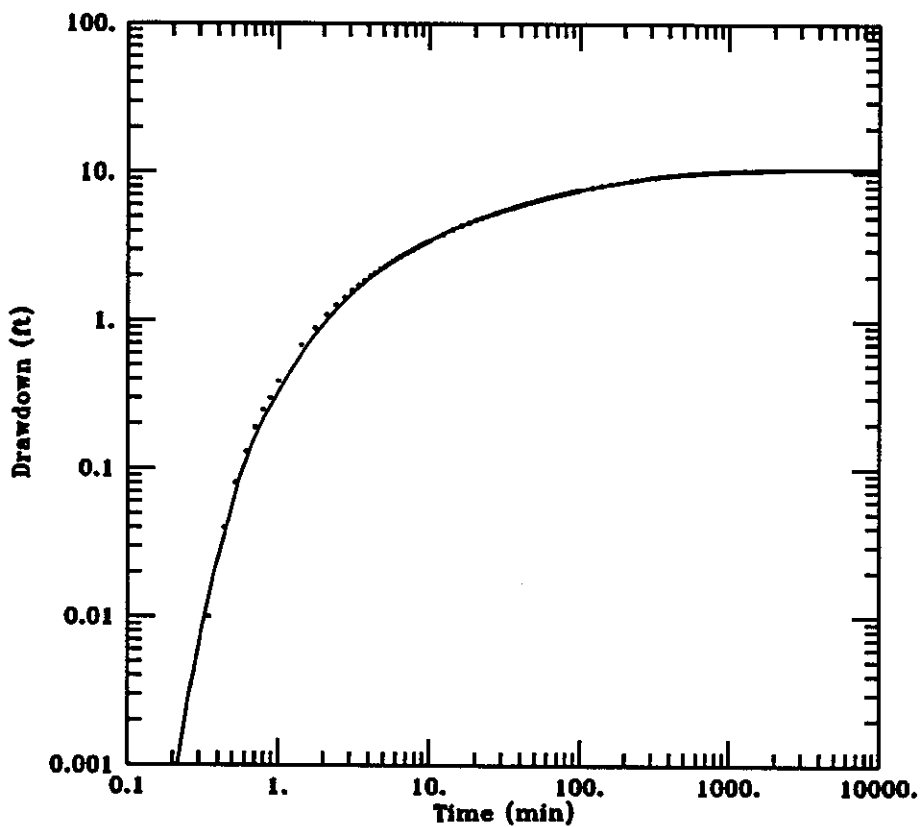
PROJECT DATA:
test date: February 22-24, 1994
test well: OKS95-SP1
obs. well: OKS95-S01

TEST DATA:
Q = 83. gal/min
r = 100. ft
r_c = 0.25 ft
r_w = 0.33 ft
b = 50. ft

PARAMETER ESTIMATES:
T = 4267.1 gal/day/ft
S = 0.0001942
Sy = 0.5
β = 0.002614

AQTESOLV

OKS-95 MIDDLE SAS PRODUCING ZONE APT



DATA SET:
OKS95S02.DAT
02/13/97

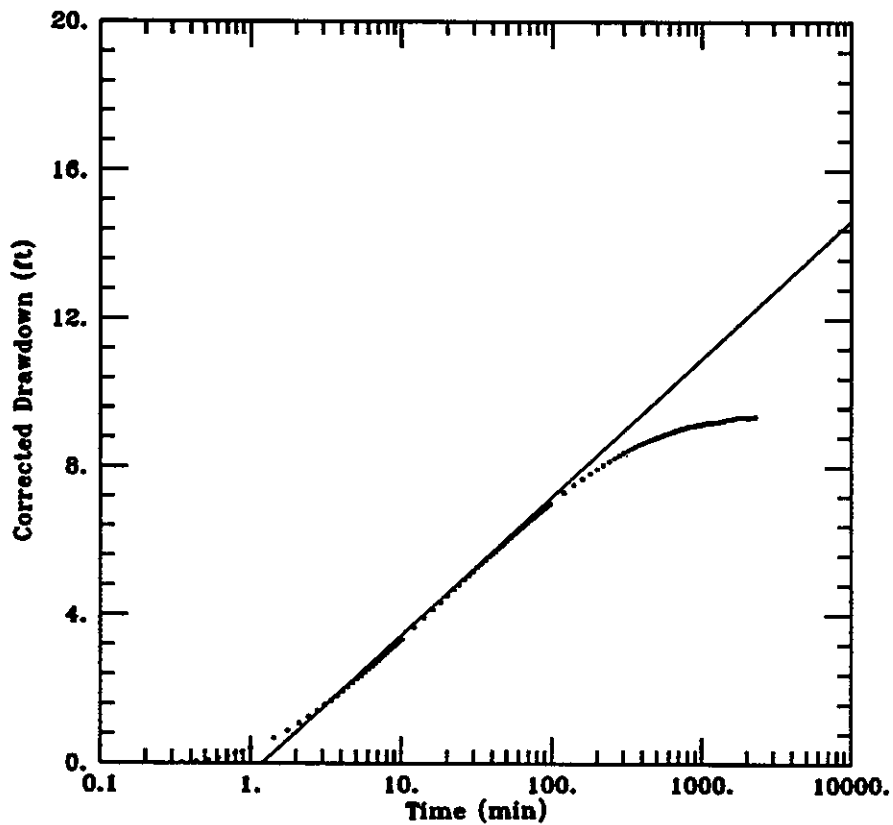
AQUIFER MODEL:
Unconfined
SOLUTION METHOD:
Neuman (approx.)

PROJECT DATA:
test date: February 22-24, 1994
test well: OKS95-SP1
obs. well: OKS95-S01

TEST DATA:
Q = 83. gal/min
r = 100. ft
r_c = 0.25 ft
r_w = 0.33 ft
b = 50. ft

PARAMETER ESTIMATES:
T = 4238.5 gal/day/ft
S = 0.000196
S_y = 0.4629
β = 0.003066

OKS-95 MIDDLE SAS PRODUCING ZONE APT



DATA SET:
OKS95S02.DAT
02/13/97

AQUIFER MODEL:
Unconfined
SOLUTION METHOD:
Cooper-Jacob

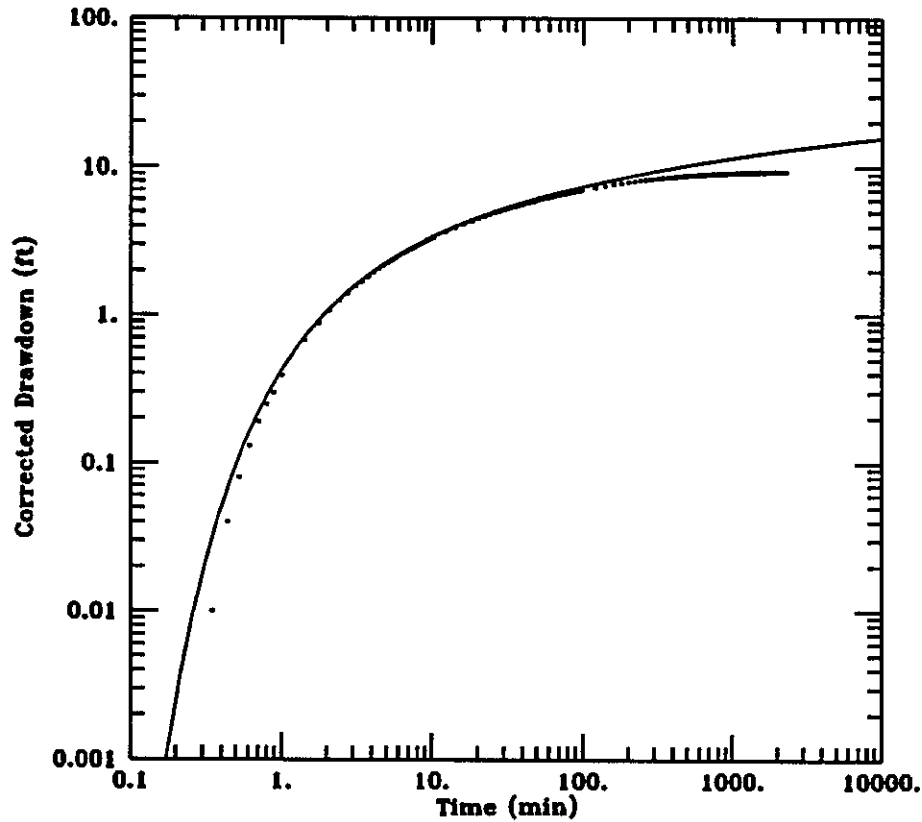
PROJECT DATA:
test date: February 22-24, 1994
test well: OKS95-SP1
obs. well: OKS95-S01

TEST DATA:
 $Q = 83$ gal/min
 $r = 100$ ft
 $r_c = 0.25$ ft
 $r_w = 0.33$ ft
 $b = 50$ ft

PARAMETER ESTIMATES:
 $T = 5854.5$ gal/day/ft
 $S = 0.0001474$

AQTESOLV

OKS-95 MIDDLE SAS PRODUCING ZONE APT



DATA SET:
OKS95S02.DAT
02/13/97

AQUIFER MODEL:
Unconfined
SOLUTION METHOD:
Theis

PROJECT DATA:
test date: February 22-24, 1994
test well: OKS95-SP1
obs. well: OKS95-S01

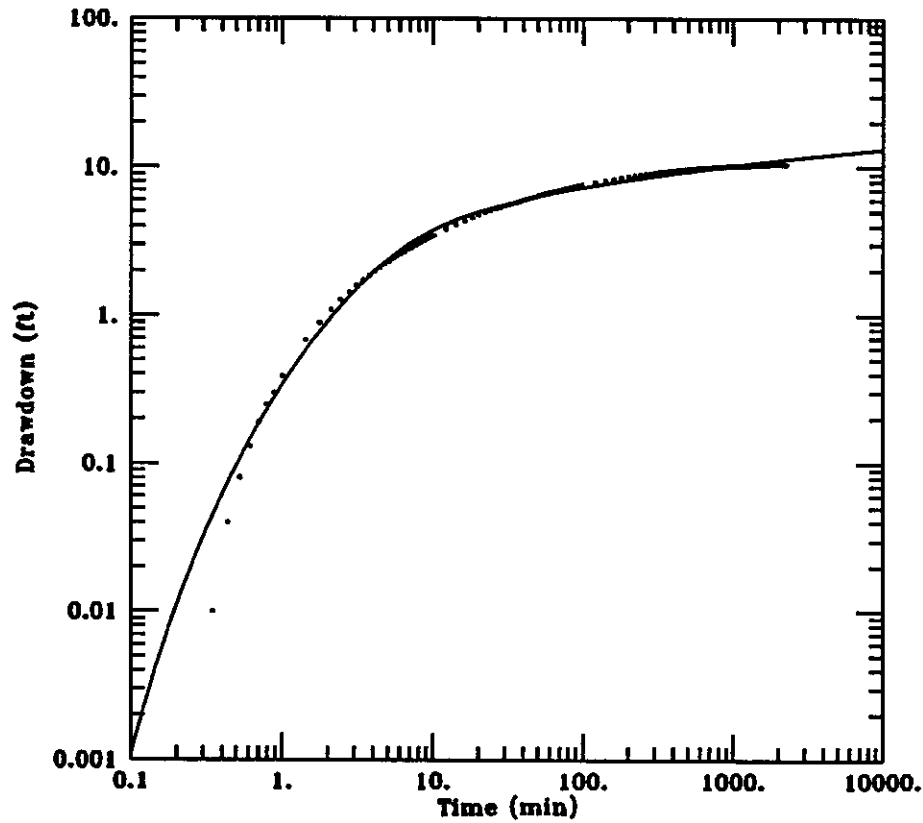
TEST DATA:

Q = 83. gal/min
r = 100. ft
r_c = 0.25 ft
r_w = 0.33 ft
b = 50. ft

PARAMETER ESTIMATES:

T = 5240. gal/day/ft
S = 0.0001877

OKS-95 MIDDLE SAS PRODUCING ZONE APT



DATA SET:
OKS95S02.DAT
02/13/97

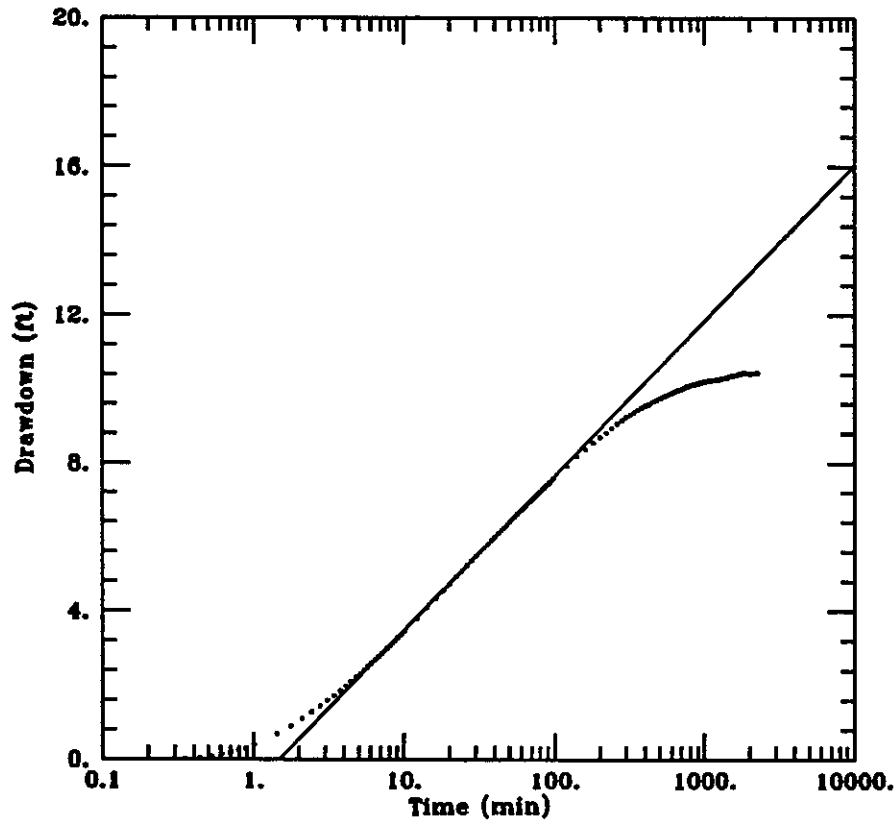
AQUIFER MODEL:
Confined
SOLUTION METHOD:
Papadopoulos-Cooper

PROJECT DATA:
test date: February 22-24, 1994
test well: OKS95-SP1
obs. well: OKS95-S01

TEST DATA:
Q = 83. gal/min
r = 100. ft
r_C = 0.25 ft
r_W = 0.33 ft
b = 50. ft

PARAMETER ESTIMATES:
T = 7410.9 gal/day/ft
S = 5.117E-05
a = 1.E-05

OKS-95 MIDDLE SAS PRODUCING ZONE APT



DATA SET:
OKS95S02.DAT
02/13/97

AQUIFER MODEL:
Confined
SOLUTION METHOD:
Cooper-Jacob

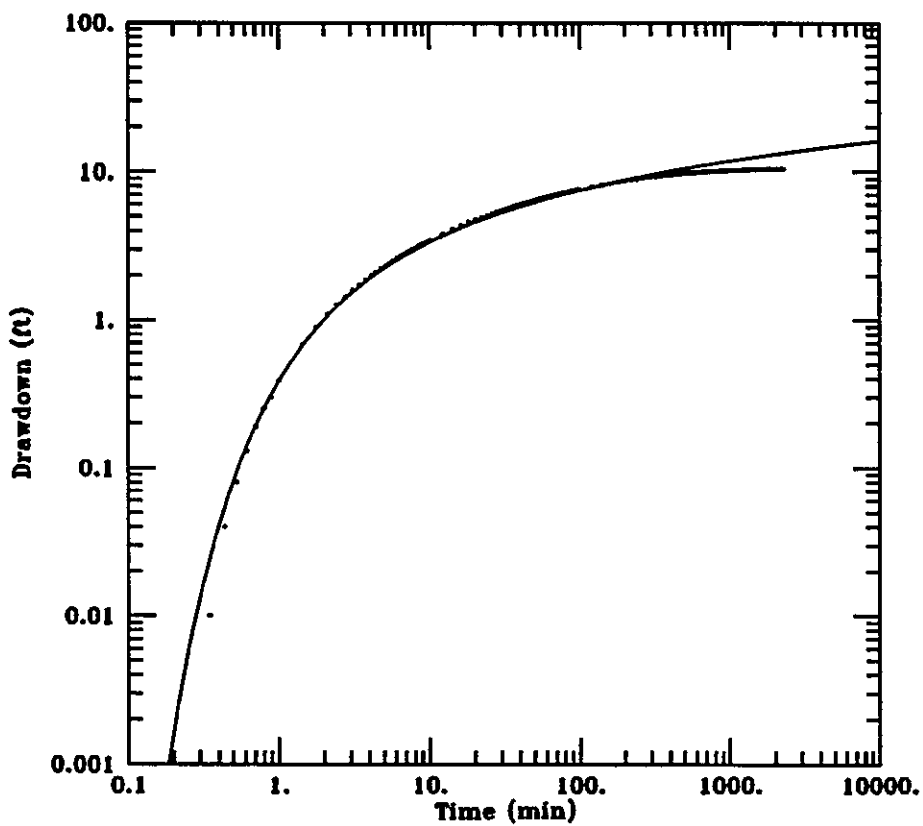
PROJECT DATA:
test date: February 22-24, 1994
test well: OKS95-SP1
obs. well: OKS95-S01

TEST DATA:
Q = 83. gal/min
r = 100. ft
r_c = 0.25 ft
r_w = 0.33 ft
b = 50. ft

PARAMETER ESTIMATES:
T = 5229.5 gal/day/ft
S = 0.0001623

AQTESOLV

OKS-95 MIDDLE SAS PRODUCING ZONE APT



DATA SET:
OKS95S02.DAT
02/13/97

AQUIFER MODEL:
Confined
SOLUTION METHOD:
Theis

PROJECT DATA:
test date: February 22-24, 1994
test well: OKS95-SP1
obs. well: OKS95-S01

TEST DATA:
Q = 83. gal/min
r = 100. ft
r_c = 0.25 ft
r_w = 0.33 ft
b = 50. ft

PARAMETER ESTIMATES:
T = 5071.2 gal/day/ft
S = 0.0001959

AQTESOLV