

SOUTH FLORIDA WATER MANAGEMENT DISTRICT  
TREE ISLAND PROJECT  
3BS1-GW4 12.5 to 15.5 ft.



1 INCH  
1  
2  
3  
4  
5  
6  
7  
8  
9  
10  
11  
12

1  
2  
3  
4  
5  
6  
7  
8  
9  
10  
11  
12  
13  
14  
15  
16  
17  
18  
19  
20  
21  
22  
23  
24  
25  
26  
27  
28  
29  
30  
31



**Bottom**  
12.5 to 13.0 ft.



**Bottom**  
12.5 to 13.0 ft.



**Bottom**  
14.0 to 14.5 ft.



**Bottom**  
14.0 to 14.5 ft.



**Bottom**  
15.0 to 15.5 ft.



**Bottom**  
15.0 to 15.5 ft.

**SOUTH FLORIDA WATER MANAGEMENT DISTRICT  
TREE ISLAND PROJECT  
3BS1-GW4 19.0 to 31.0 ft.**



1 INCH  
1  
2  
3  
4  
5  
6  
7  
8  
9  
10  
11  
12


1cm  
2  
3  
4  
5  
6  
7  
8  
9  
10  
11  
12  
13  
14  
15  
16  
17  
18  
19  
20  
21  
22  
23  
24  
25  
26  
27  
28  
29  
30  
31



**Bottom  
19.0 ft.**



**Bottom  
19.0 ft.**



**Bottom  
25.5 to 26.0 ft.**




**Bottom  
25.5 to 26.0 ft.**



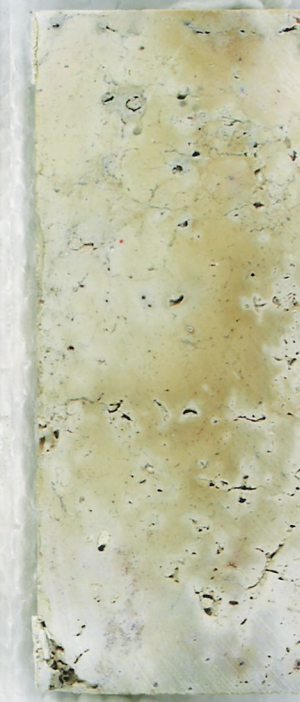
**Bottom  
22.5 to 23.5 ft.**



**Bottom  
22.5 to 23.5 ft.**




**Bottom  
30.5 to 31.0 ft.**



**Bottom  
30.5 to 31.0 ft.**



SOUTH FLORIDA WATER MANAGEMENT DISTRICT  
TREE ISLAND PROJECT  
3BS1GW4 32.5 to 34.0 ft.



**Bottom**  
32.5 to 34.0 ft.

**Bottom**  
32.5 to 34.0 ft.