

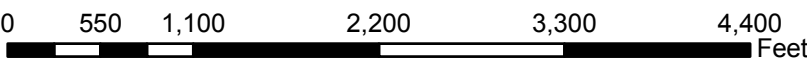


Legend

-  Monument
-  Control

SECTION 25, TOWNSHIP 41 SOUTH, RANGE 41 EAST

1 inch equals 1,140 feet



PB1525



LOCATION