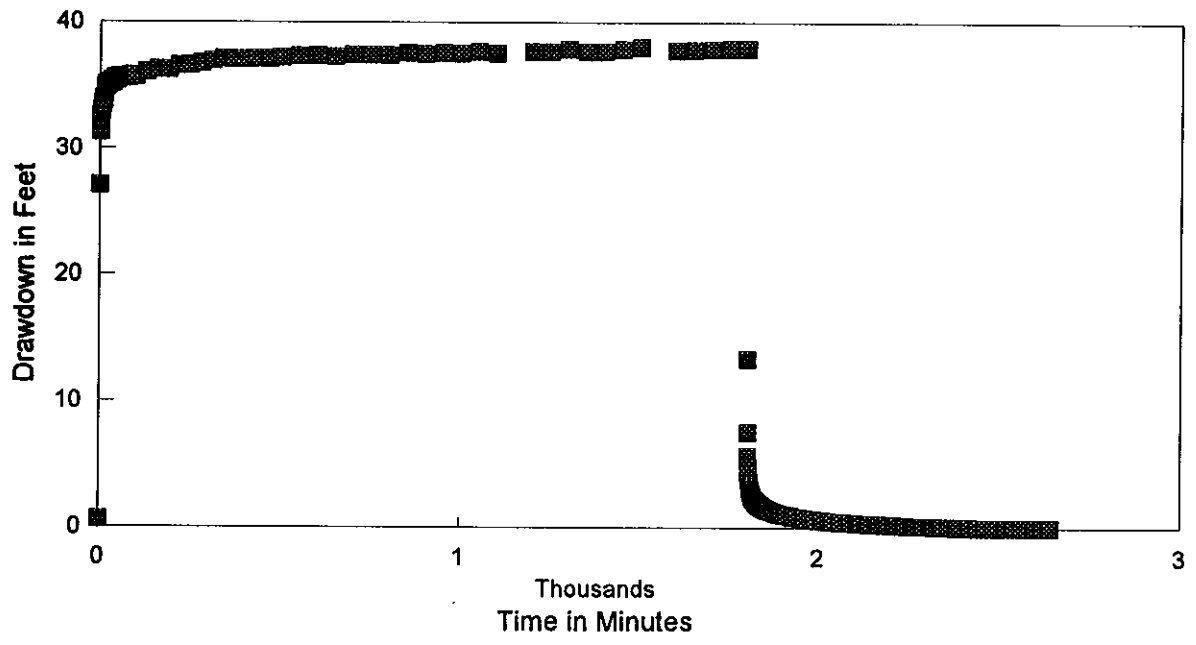
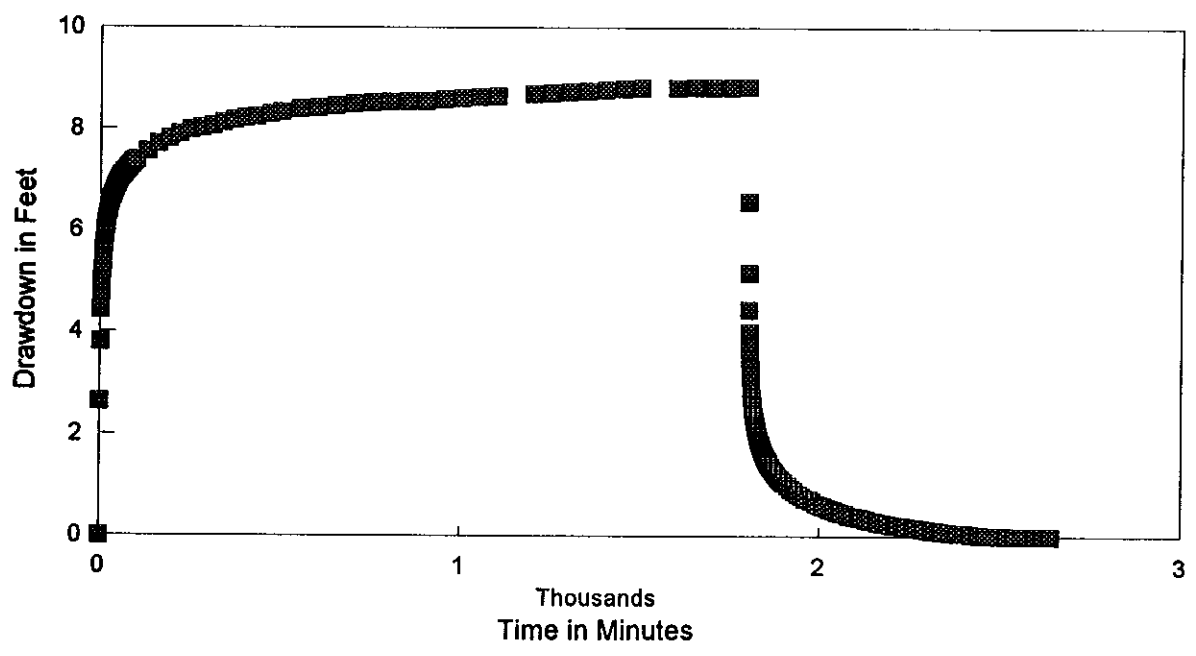


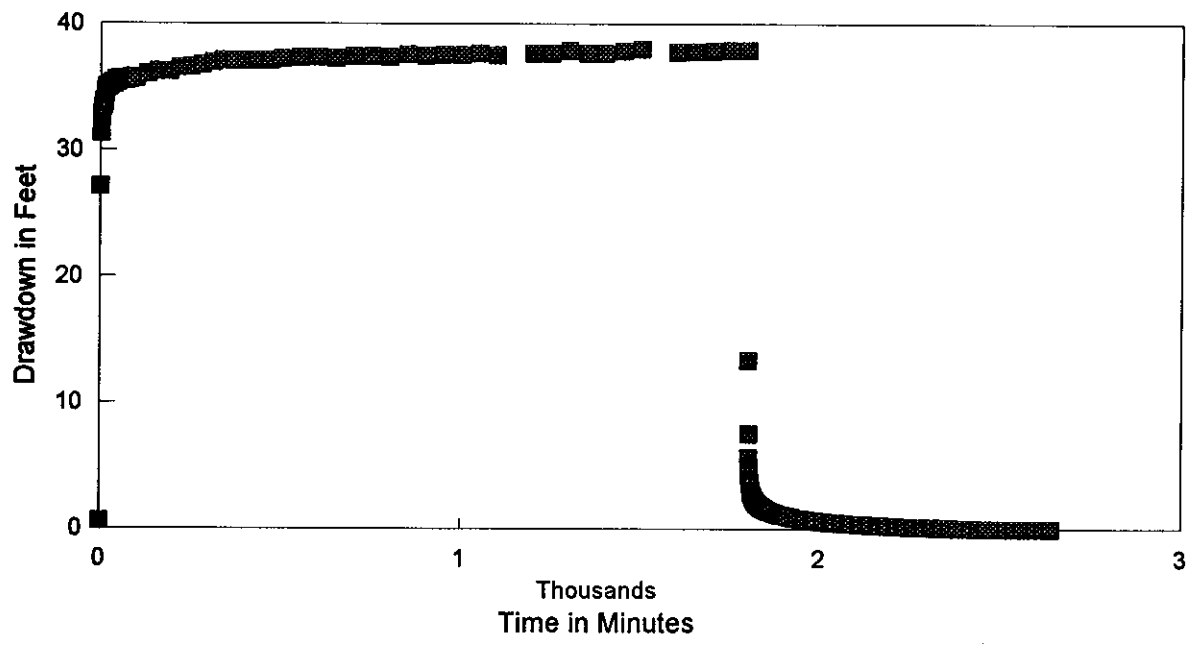
# SEMI-CONFINED PRODUCTION WELL OKS-93P



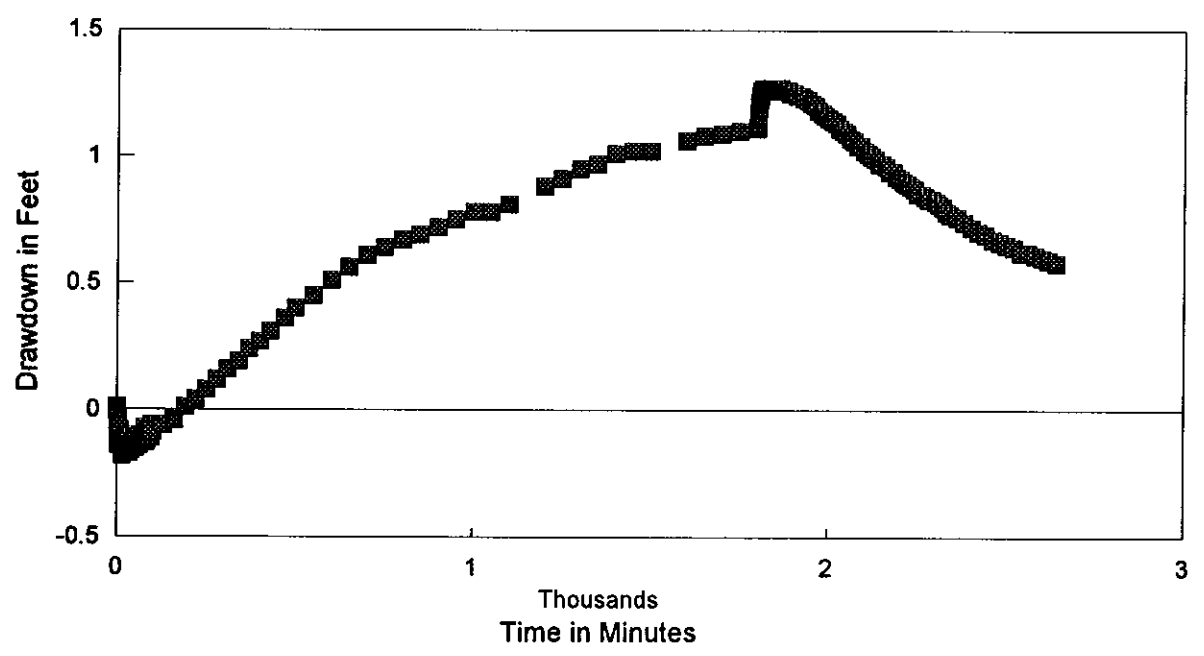
# SEMI-CONFINED OBSERVATION WELL OKS-93D



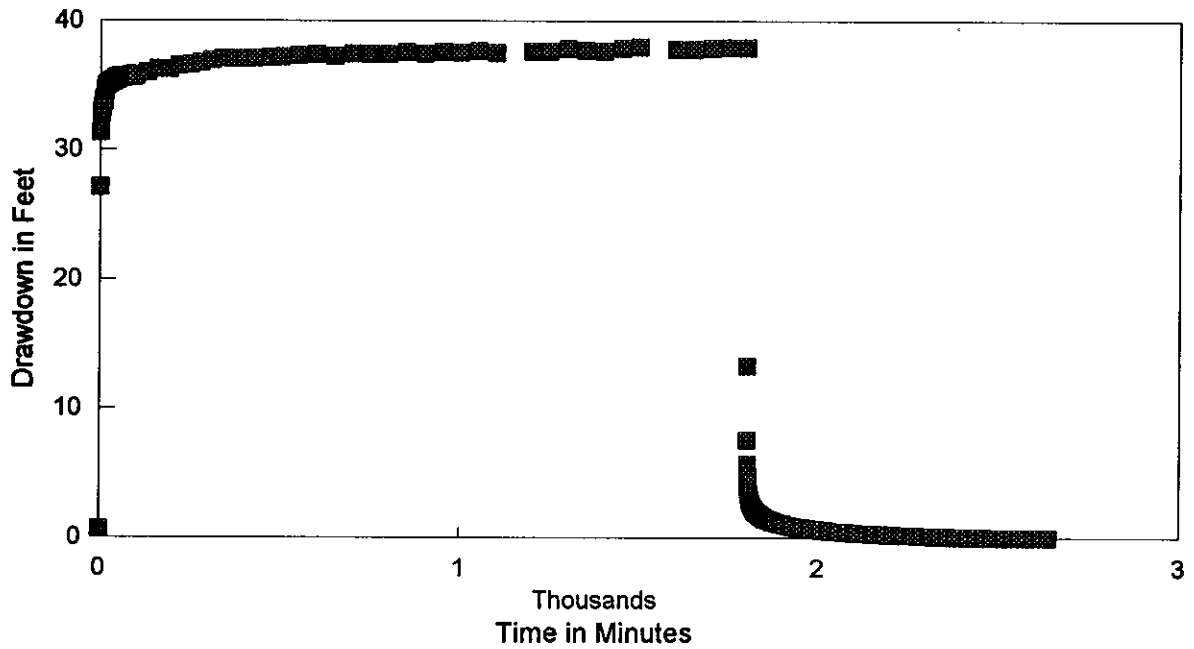
# SEMI-CONFINED PRODUCTION WELL OKS-93P



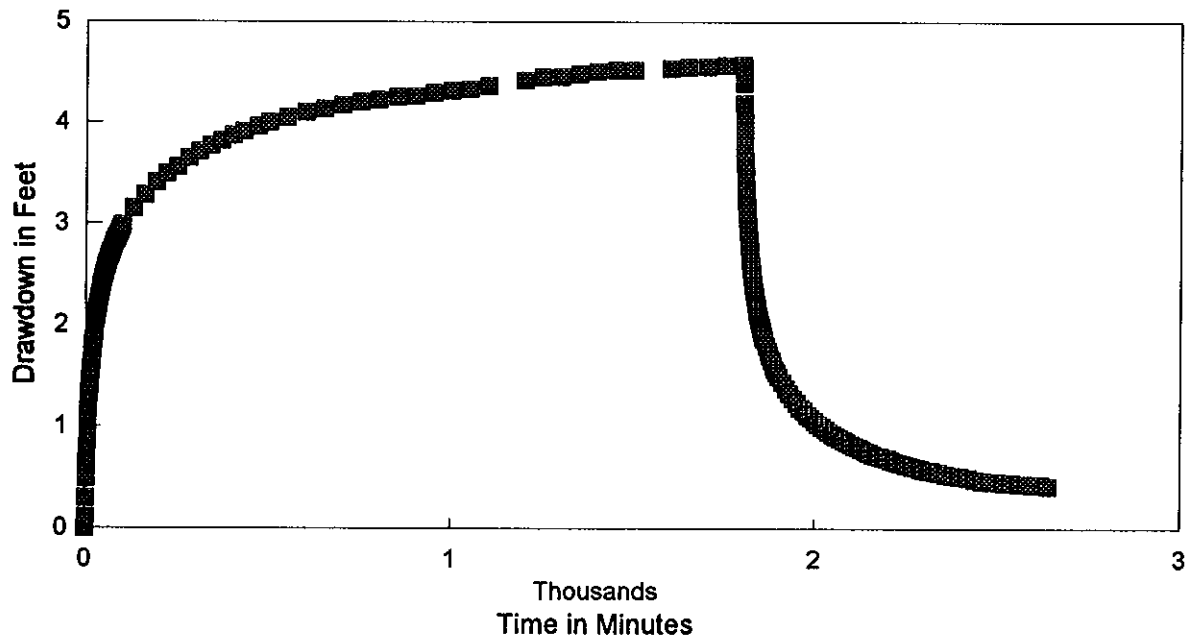
# UN-CONFINED OBSERVATION WELL OKS-93S01



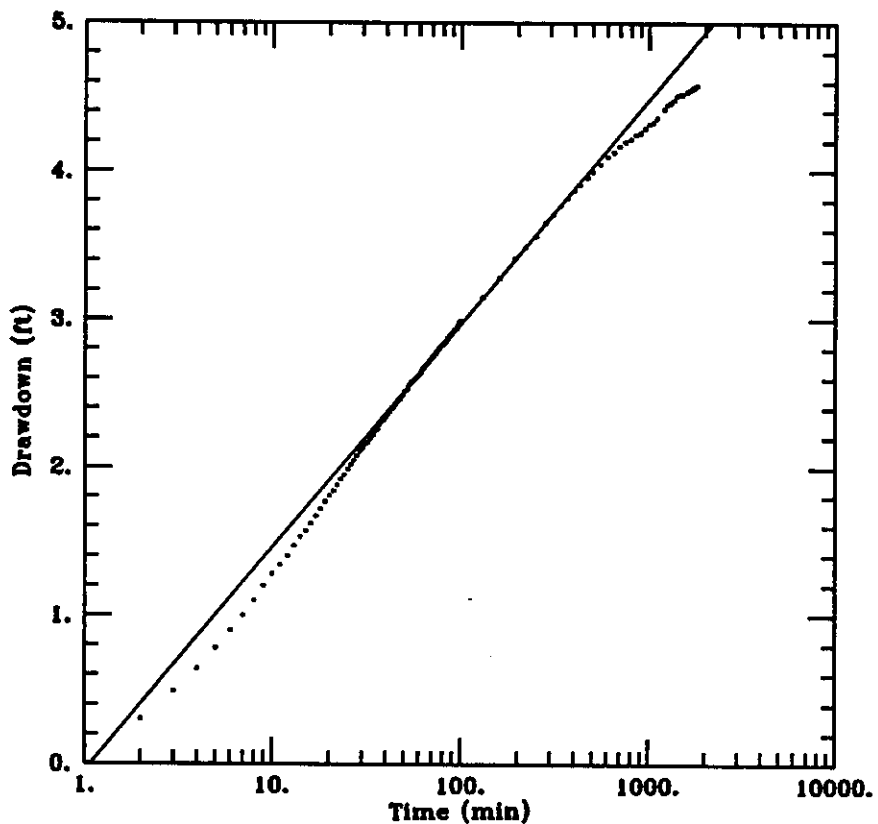
# SEMI-CONFINED PRODUCTION WELL OKS-93P



# SEMI-CONFINED OBSERVATION WELL OKS-93D



# OKS-93 MIDDLE PRODUCING ZONE APT



DATA SET:  
OKS93002.DAT  
02/19/97

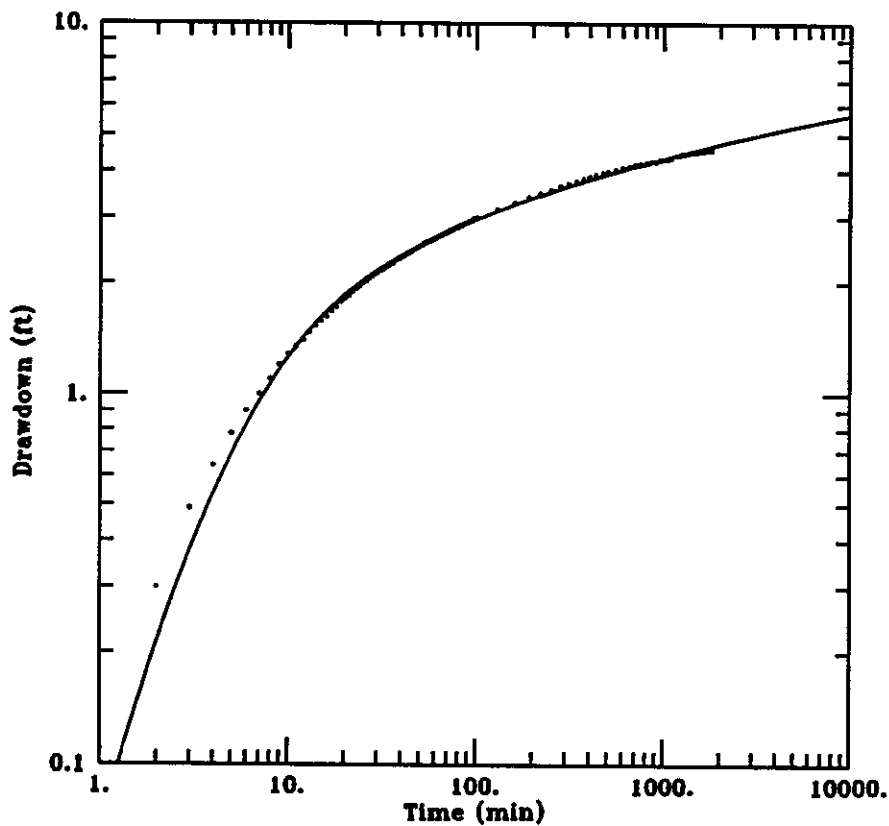
AQUIFER MODEL:  
Confined  
SOLUTION METHOD:  
Cooper-Jacob

PROJECT DATA:  
test date: March 28-30, 1994  
test well: OKS-93P  
obs. well: OKS-93001

TEST DATA:  
Q = 79. gal/min  
r = 67.4 ft  
r<sub>c</sub> = 0.25 ft  
r<sub>w</sub> = 0.33 ft  
b = 40. ft

PARAMETER ESTIMATES:  
T = 1.379E+04 gal/day/ft  
S = 0.000686

# OKS-93 MIDDLE PRODUCING ZONE APT



DATA SET:  
OKS93002.DAT  
02/19/97

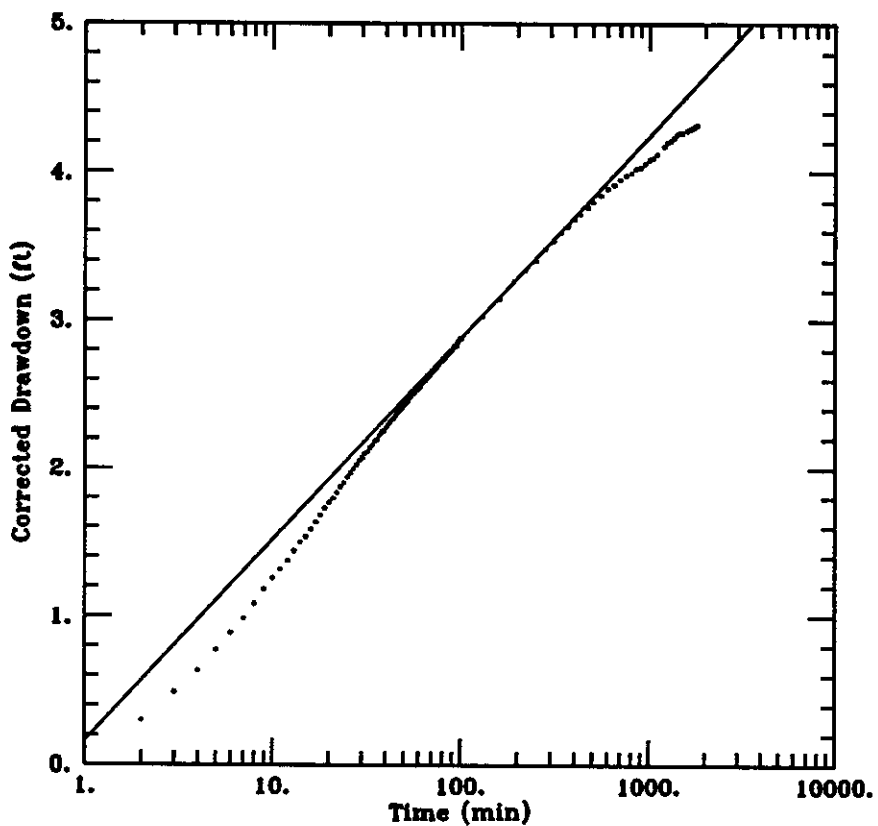
AQUIFER MODEL:  
Confined  
SOLUTION METHOD:  
Papadopulos-Cooper

PROJECT DATA:  
test date: March 28-30, 1994  
test well: OKS-93P  
obs. well: OKS-93001

TEST DATA:  
Q = 79. gal/min  
r = 67.4 ft  
r<sub>c</sub> = 0.25 ft  
r<sub>w</sub> = 0.33 ft  
b = 40. ft

PARAMETER ESTIMATES:  
T = 1.556E+04 gal/day/ft  
S = 0.0004115  
a = 2.355E-05

# OKS-93 MIDDLE PRODUCING ZONE APT



DATA SET:  
OKS93002.DAT  
02/19/97

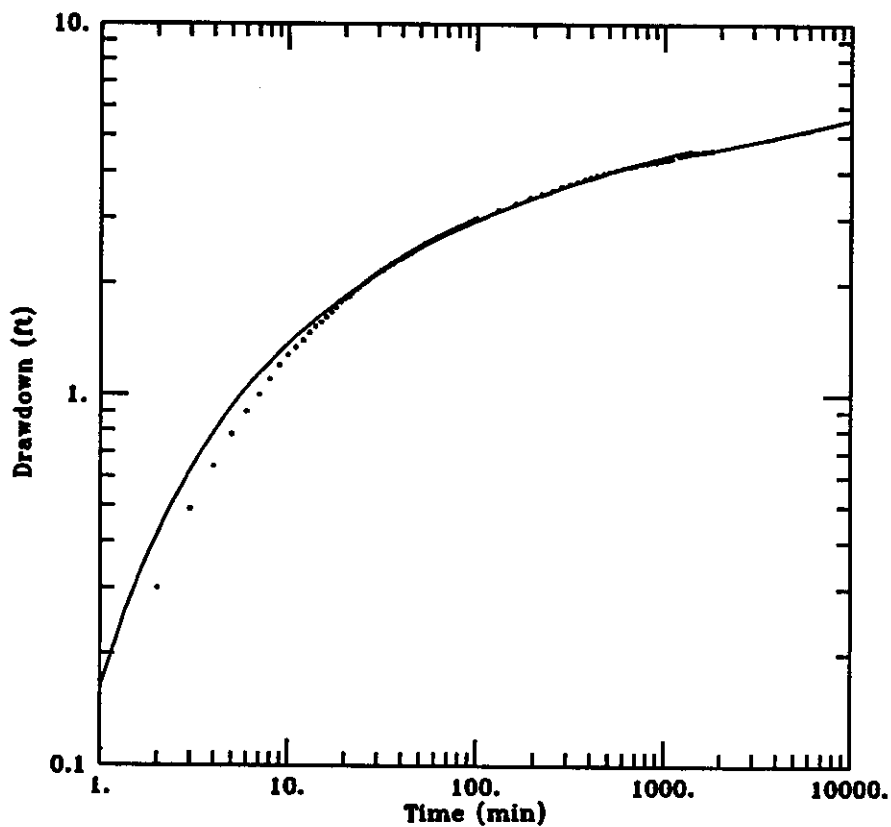
AQUIFER MODEL:  
Unconfined  
SOLUTION METHOD:  
Cooper-Jacob

PROJECT DATA:  
test date: March 28-30, 1994  
test well: OKS-93P  
obs. well: OKS-93D01

TEST DATA:  
Q = 79. gal/min  
r = 67.4 ft  
r<sub>c</sub> = 0.25 ft  
r<sub>w</sub> = 0.33 ft  
b = 40. ft

PARAMETER ESTIMATES:  
T = 1.531E+04 gal/day/ft  
S = 0.0005388

## OKS-93 MIDDLE PRODUCING ZONE APT



**DATA SET:**  
OKS93002.DAT  
02/19/97

**AQUIFER MODEL:**  
Unconfined  
**SOLUTION METHOD:**  
Neuman (approx.)

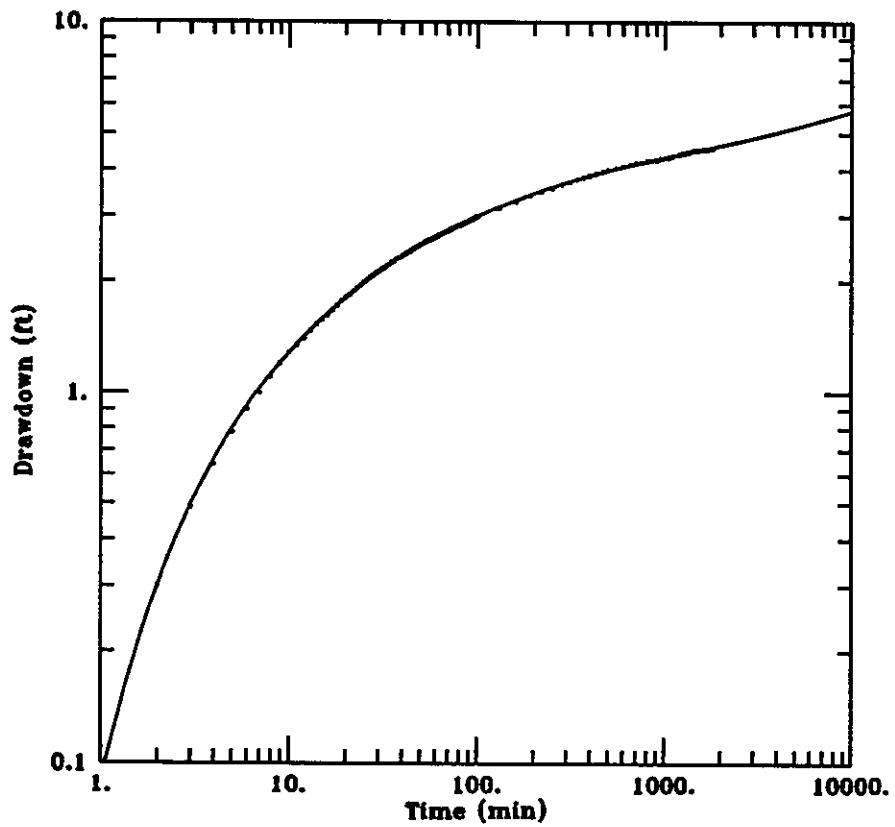
**PROJECT DATA:**  
test date: March 28-30, 1994  
test well: OKS-93P  
obs. well: OKS-93D01

**TEST DATA:**  
Q = 79. gal/min  
r = 67.4 ft  
r<sub>c</sub> = 0.25 ft  
r<sub>w</sub> = 0.33 ft  
b = 40. ft

**PARAMETER ESTIMATES:**  
T = 1.163E+04 gal/day/ft  
S = 0.0009642  
Sy = 0.003566  
β = 0.001094

AGTESOLV

**OKS-93 MIDDLE PRODUCING ZONE APT**



**DATA SET:**  
OKS93002.DAT  
02/19/97

**AQUIFER MODEL:**  
Unconfined  
**SOLUTION METHOD:**  
Neuman

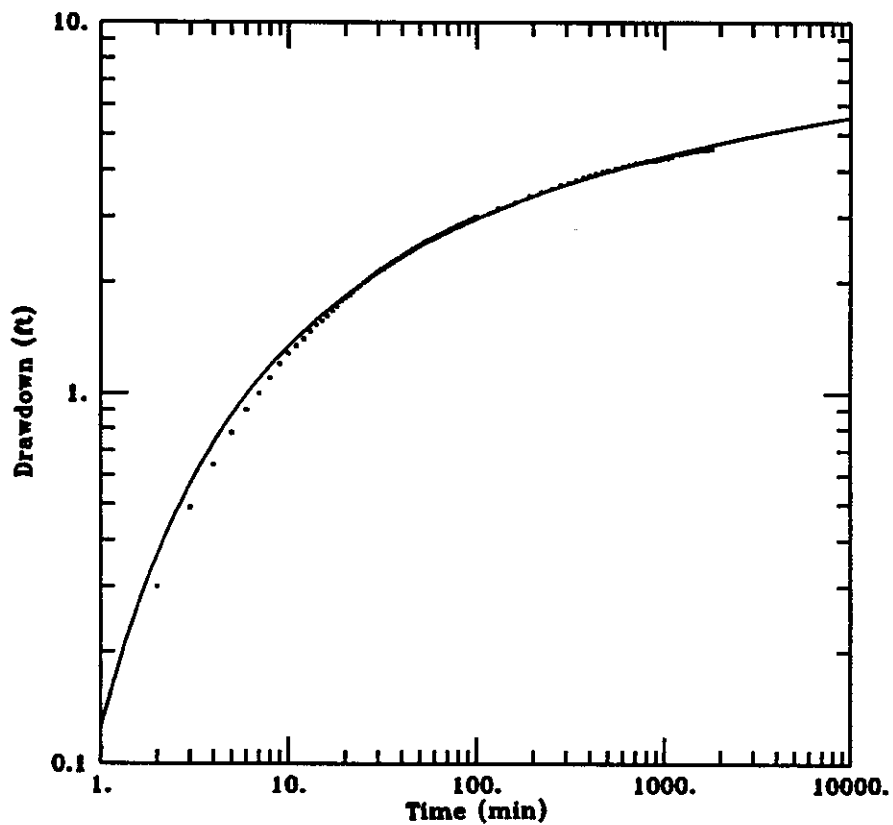
**PROJECT DATA:**  
test date: March 28-30, 1994  
test well: OKS-93P  
obs. well: OKS-93001

**TEST DATA:**  
Q = 79. gal/min  
r = 67.4 ft  
r<sub>c</sub> = 0.25 ft  
r<sub>w</sub> = 0.33 ft  
b = 40. ft

**PARAMETER ESTIMATES:**  
T = 9695.8 gal/day/ft  
S = 0.001206  
Sy = 0.008582  
β = 0.003573



## OKS-93 MIDDLE PRODUCING ZONE APT



DATA SET:  
OKS93002.DAT  
02/19/97

AQUIFER MODEL:  
Leaky  
SOLUTION METHOD:  
Hantush (w/ stor.)

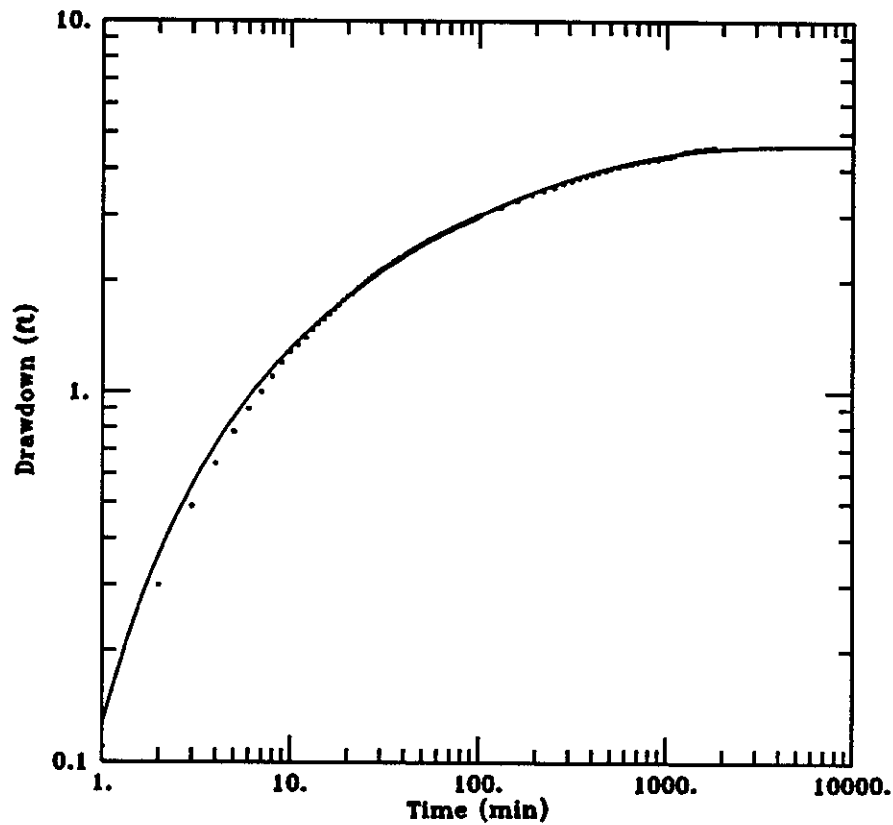
PROJECT DATA:  
test date: March 28-30, 1994  
test well: OKS-93P  
obs. well: OKS-93001

TEST DATA:  
Q = 79. gal/min  
r = 67.4 ft  
r<sub>c</sub> = 0.25 ft  
r<sub>w</sub> = 0.33 ft  
b = 40. ft

PARAMETER ESTIMATES:  
T = 9581.7 gal/day/ft  
S = 0.0009739  
ϕ = 0.0493

AQTESOLV

# OKS-93 MIDDLE PRODUCING ZONE APT



DATA SET:  
OKS93002.DAT  
02/19/97

AQUIFER MODEL:  
Leaky  
SOLUTION METHOD:  
Hantush (no stor.)

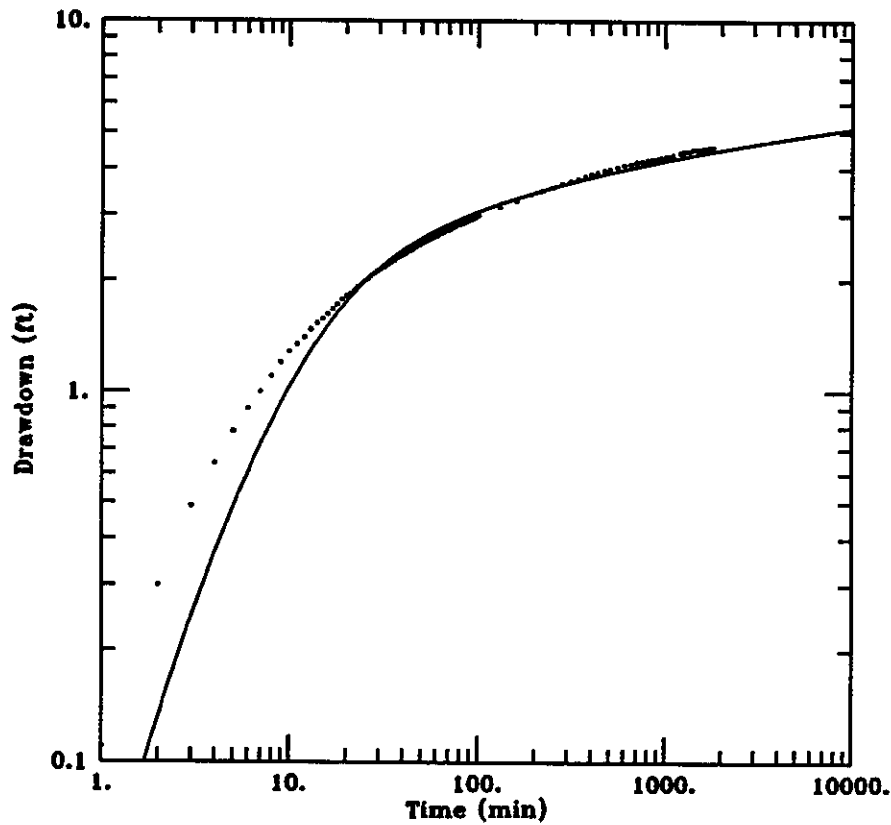
PROJECT DATA:  
test date: March 28-30, 1994  
test well: OKS-93P  
obs. well: OKS-93001

TEST DATA:  
Q = 79. gal/min  
r = 67.4 ft  
r<sub>c</sub> = 0.25 ft  
r<sub>w</sub> = 0.33 ft  
b = 40. ft

PARAMETER ESTIMATES:  
T = 1.151E+04 gal/day/ft  
S = 0.001117  
r/B = 0.05972

AGTESOLV

## OKS-93 MIDDLE PRODUCING ZONE APT



DATA SET:  
OKS93D02.DAT  
02/19/97

AQUIFER MODEL:  
Leaky  
SOLUTION METHOD:  
Moench

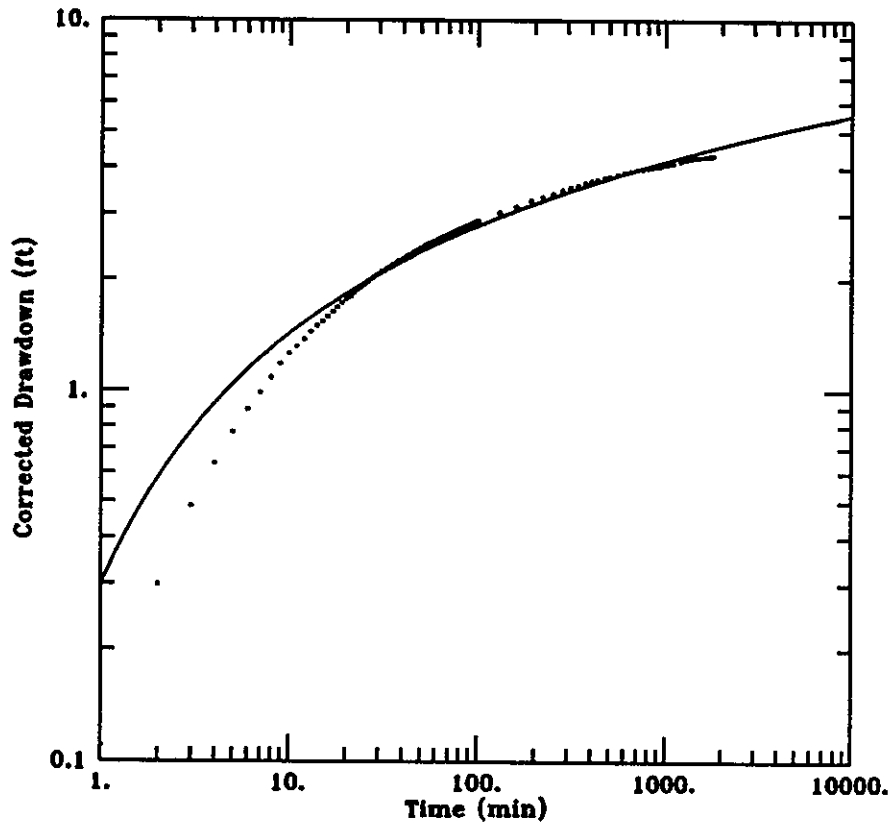
PROJECT DATA:  
test date: March 28-30, 1994  
test well: OKS-93P  
obs. well: OKS-93001

TEST DATA:  
Q = 79. gal/min  
r = 67.4 ft  
r<sub>c</sub> = 0.25 ft  
r<sub>w</sub> = 0.33 ft  
b = 40. ft

PARAMETER ESTIMATES:  
T = 1.22BE+04 gal/day/ft  
S = 0.000372  
r/B = 0.001  
β = 0.03043  
S<sub>w</sub> = 0.  
a = 1.419E-05

AGTESOLV

# OKS-93 MIDDLE PRODUCING ZONE APT



DATA SET:  
OKS93002.DAT  
02/19/97

AQUIFER MODEL:  
Unconfined  
SOLUTION METHOD:  
Theis

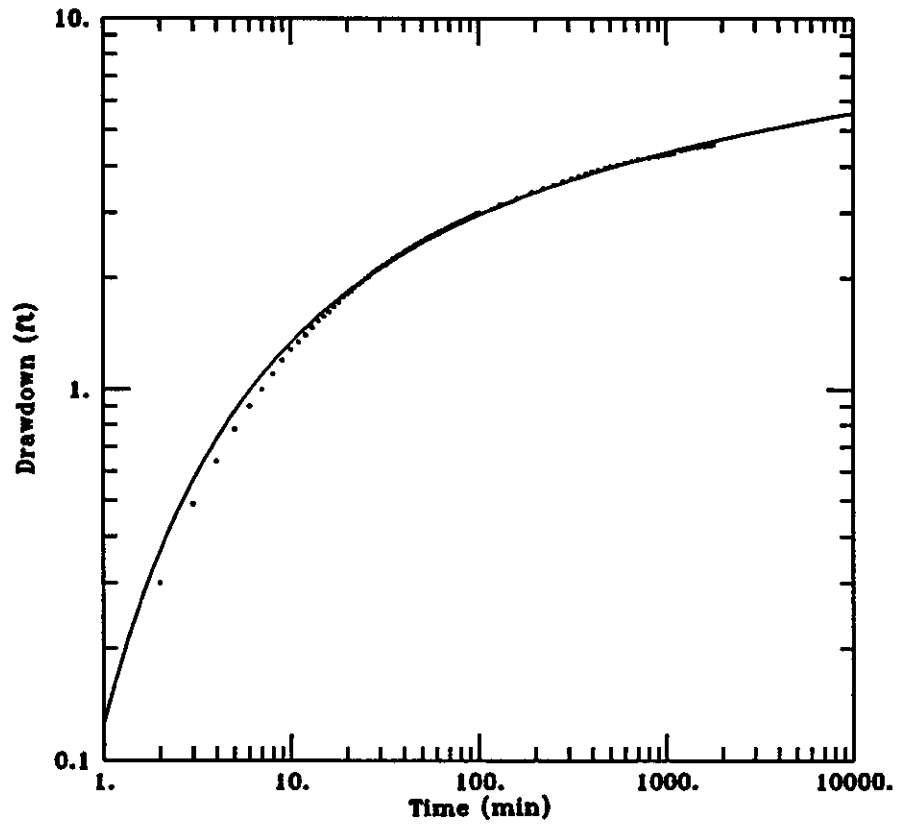
PROJECT DATA:  
test date: March 28-30, 1994  
test well: OKS-93P  
obs. well: OKS-93001

TEST DATA:  
 $Q = 79. \text{ gal/min}$   
 $r = 67.4 \text{ ft}$   
 $r_c = 0.25 \text{ ft}$   
 $r_w = 0.33 \text{ ft}$   
 $b = 40. \text{ ft}$

PARAMETER ESTIMATES:  
 $T = 1.503E+04 \text{ gal/day/ft}$   
 $S = 0.000682$

AGTESOLV

## OKS-93 MIDDLE PRODUCING ZONE APT



DATA SET:  
OKS93002.DAT  
02/19/97

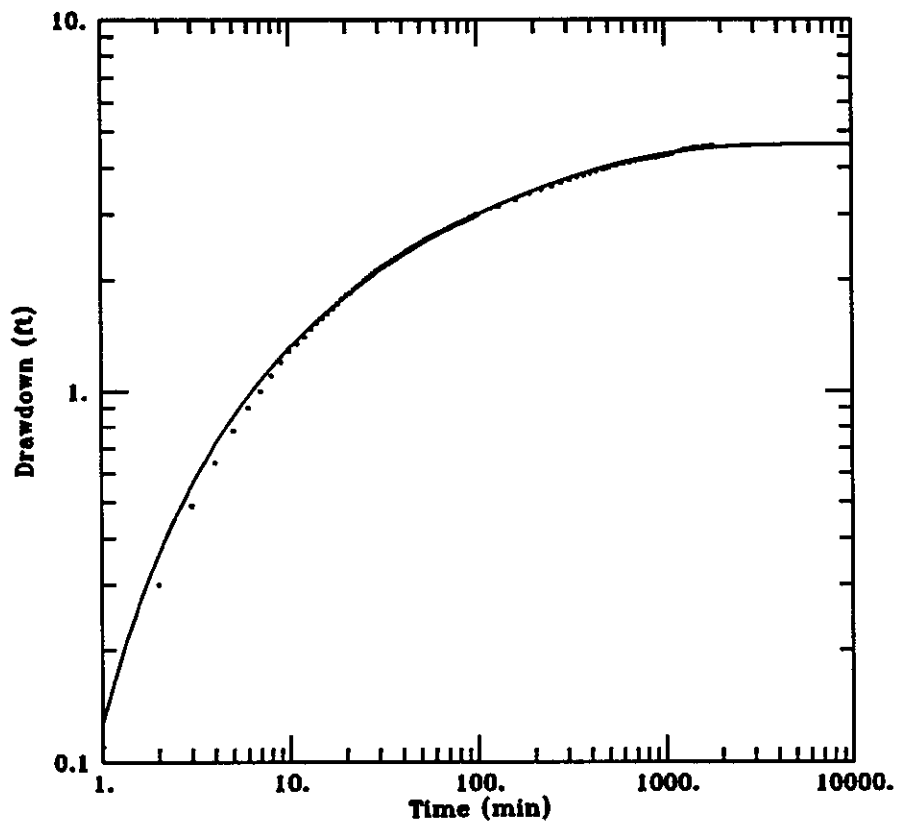
AQUIFER MODEL:  
Leaky  
SOLUTION METHOD:  
Hantush (w/ stor.)

PROJECT DATA:  
test date: March 28-30, 1994  
test well: OKS-93P  
obs. well: OKS-93D02

TEST DATA:  
Q = 79. gal/min  
r = 67.4 ft  
r<sub>c</sub> = 0.25 ft  
r<sub>w</sub> = 0.33 ft  
b = 40. ft

PARAMETER ESTIMATES:  
T = 9581.6 gal/day/ft  
S = 0.0009739  
β = 0.0493

## OKS-93 MIDDLE PRODUCING ZONE APT



DATA SET:  
OKS93002.DAT  
02/19/97

AQUIFER MODEL:  
Leaky  
SOLUTION METHOD:  
Hantush (no stor.)

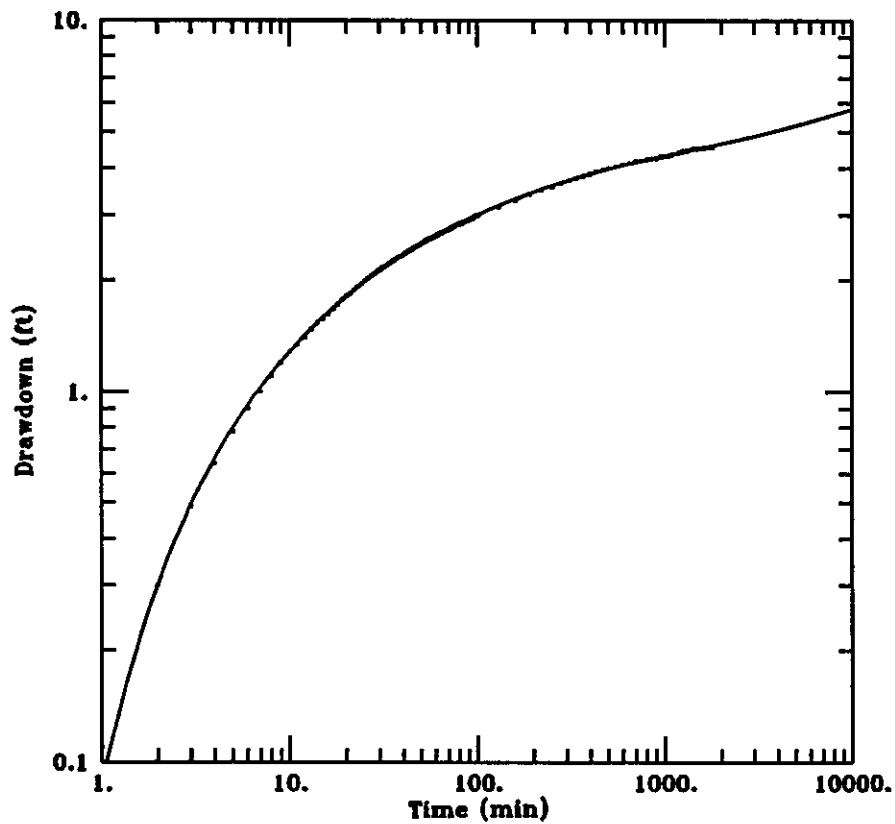
PROJECT DATA:  
test date: March 28-30, 1994  
test well: OKS-93P  
obs. well: OKS-93002

TEST DATA:  
Q = 79. gal/min  
r = 67.4 ft  
 $r_c = 0.25$  ft  
 $r_w = 0.33$  ft  
b = 40. ft

PARAMETER ESTIMATES:  
T =  $1.151E+04$  gal/day/ft  
S = 0.001117  
r/B = 0.05972

AQTESOLV

# OKS-93 MIDDLE PRODUCING ZONE APT



DATA SET:  
OKS93D02.DAT  
02/19/97

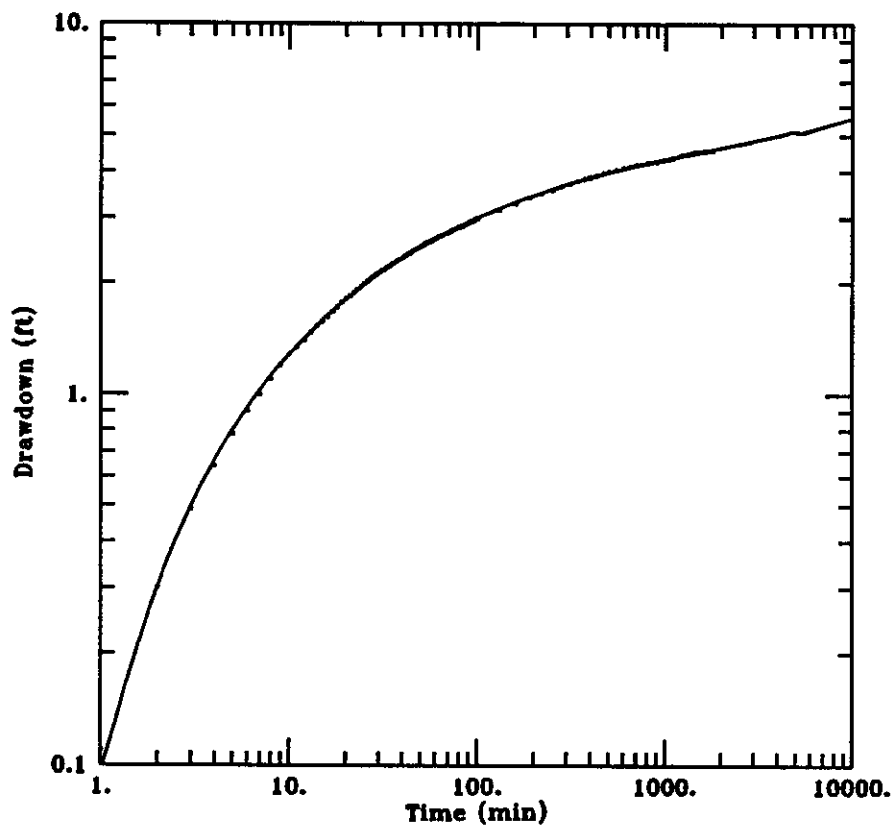
AQUIFER MODEL:  
Unconfined  
SOLUTION METHOD:  
Neuman

PROJECT DATA:  
test date: March 28-30, 1994  
test well: OKS-93P  
obs. well: OKS-93D02

TEST DATA:  
Q = 79. gal/min  
r = 67.4 ft  
r<sub>c</sub> = 0.25 ft  
r<sub>w</sub> = 0.33 ft  
b = 40. ft

PARAMETER ESTIMATES:  
T = 9695.8 gal/day/ft  
S = 0.001206  
Sy = 0.008582  
ϕ = 0.003573

## OKS-93 MIDDLE PRODUCING ZONE APT



DATA SET:  
OKS93D02.DAT  
02/19/97

AQUIFER MODEL:  
Unconfined  
SOLUTION METHOD:  
Neuman (approx.)

PROJECT DATA:  
test date: March 28-30, 1994  
test well: OKS-93P  
obs. well: OKS-93002

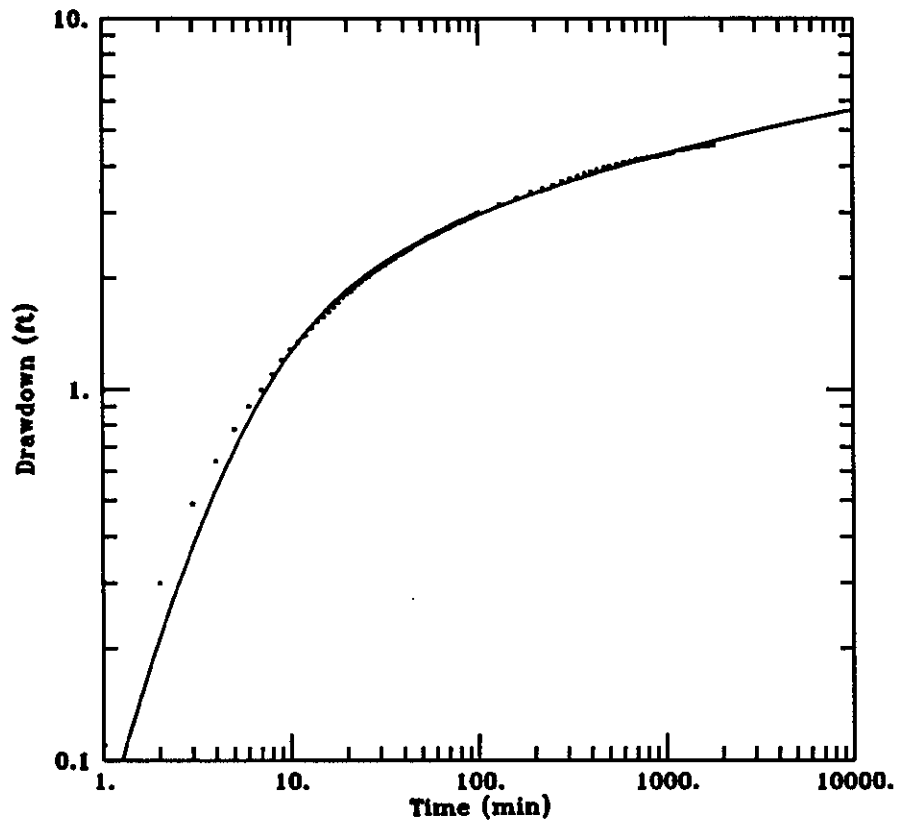
TEST DATA:  
Q = 79. gal/min  
r = 67.4 ft  
r<sub>C</sub> = 0.25 ft  
r<sub>W</sub> = 0.33 ft  
b = 40. ft

PARAMETER ESTIMATES:  
T = 9799.5 gal/day/ft  
S = 0.001198  
Sy = 0.01008  
β = 0.003845

AQTESOLV



# OKS-93 MIDDLE PRODUCING ZONE APT



DATA SET:  
OKS93002.DAT  
02/19/97

AQUIFER MODEL:  
Confined  
SOLUTION METHOD:  
Papadopulos-Cooper

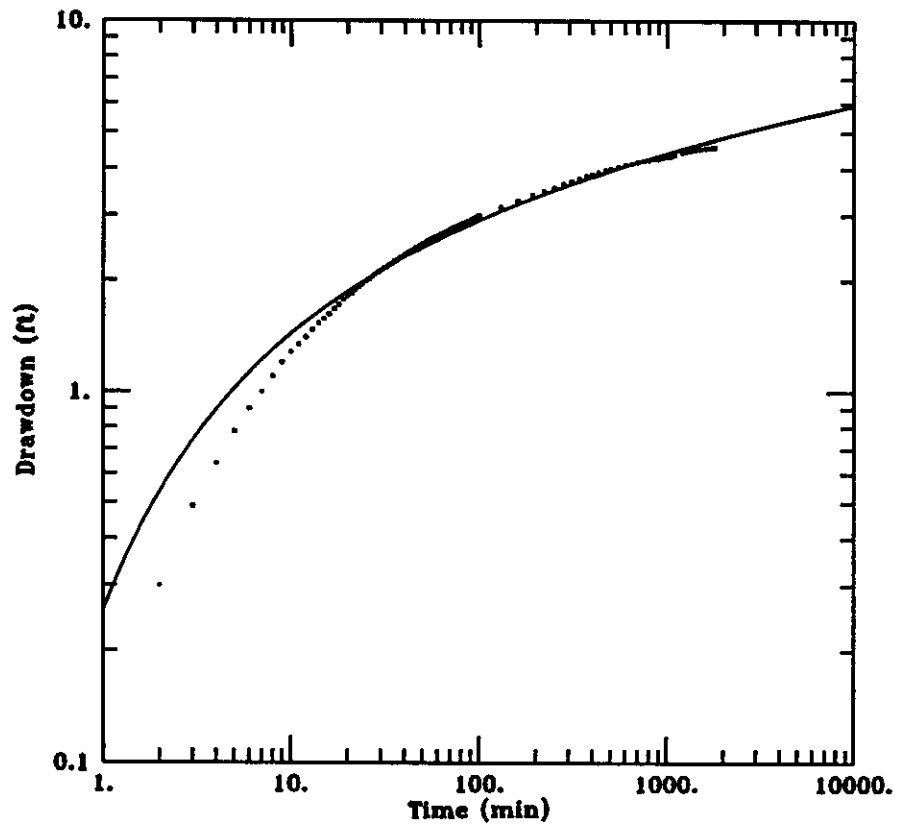
PROJECT DATA:  
test date: March 28-30, 1994  
test well: OKS-93P  
obs. well: OKS-93002

TEST DATA:  
Q = 79. gal/min  
r = 67.4 ft  
r<sub>c</sub> = 0.25 ft  
r<sub>w</sub> = 0.33 ft  
b = 40. ft

PARAMETER ESTIMATES:  
T = 1.556E+04 gal/day/ft  
S = 0.0004115  
a = 2.355E-05

AQTESOLV

## OKS-93 MIDDLE PRODUCING ZONE APT



**DATA SET:**  
OKS93002.DAT  
02/19/97

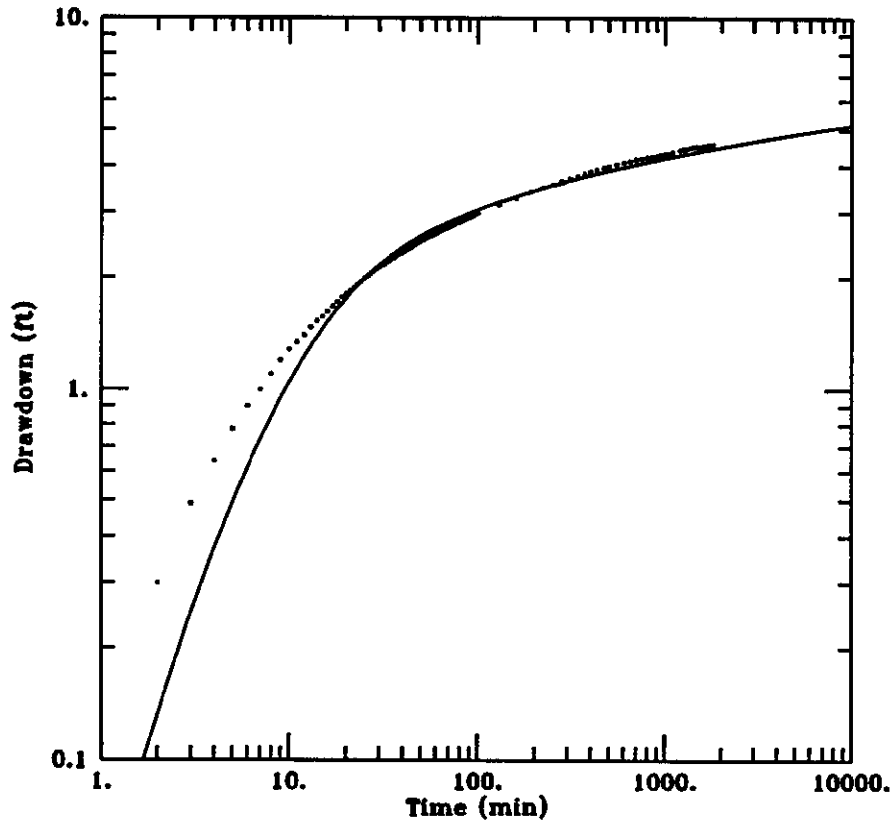
**AQUIFER MODEL:**  
Confined  
**SOLUTION METHOD:**  
Theis

**PROJECT DATA:**  
test date: March 28-30, 1994  
test well: OKS-93P  
obs. well: OKS-93D02

**TEST DATA:**  
Q = 79. gal/min  
r = 67.4 ft  
r<sub>c</sub> = 0.25 ft  
r<sub>w</sub> = 0.33 ft  
b = 40. ft

**PARAMETER ESTIMATES:**  
T = 1.382E+04 gal/day/ft  
S = 0.0007612

## OKS-93 MIDDLE PRODUCING ZONE APT



DATA SET:  
OKS93002.DAT  
02/19/97

AQUIFER MODEL:  
Leaky  
SOLUTION METHOD:  
Moench

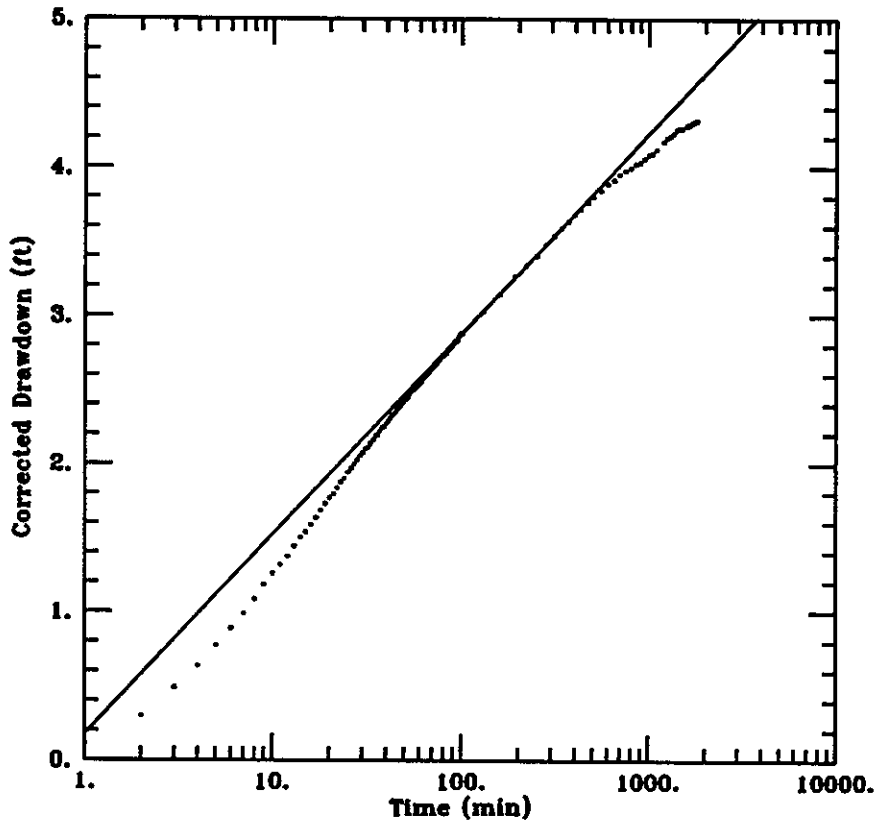
PROJECT DATA:  
test date: March 28-30, 1994  
test well: OKS-93P  
obs. well: OKS-93002

TEST DATA:  
Q = 79. gal/min  
r = 67.4 ft  
r<sub>c</sub> = 0.25 ft  
r<sub>w</sub> = 0.33 ft  
b = 40. ft

PARAMETER ESTIMATES:  
T = 1.165E+04 gal/day/ft  
S = 0.0003782  
r/B = 0.005089  
β = 0.04157  
Sw = 0.  
a = 1.571E-05

AGTESOLV

# OKS-93 MIDDLE PRODUCING ZONE APT



DATA SET:  
OKS93002.DAT  
02/19/97

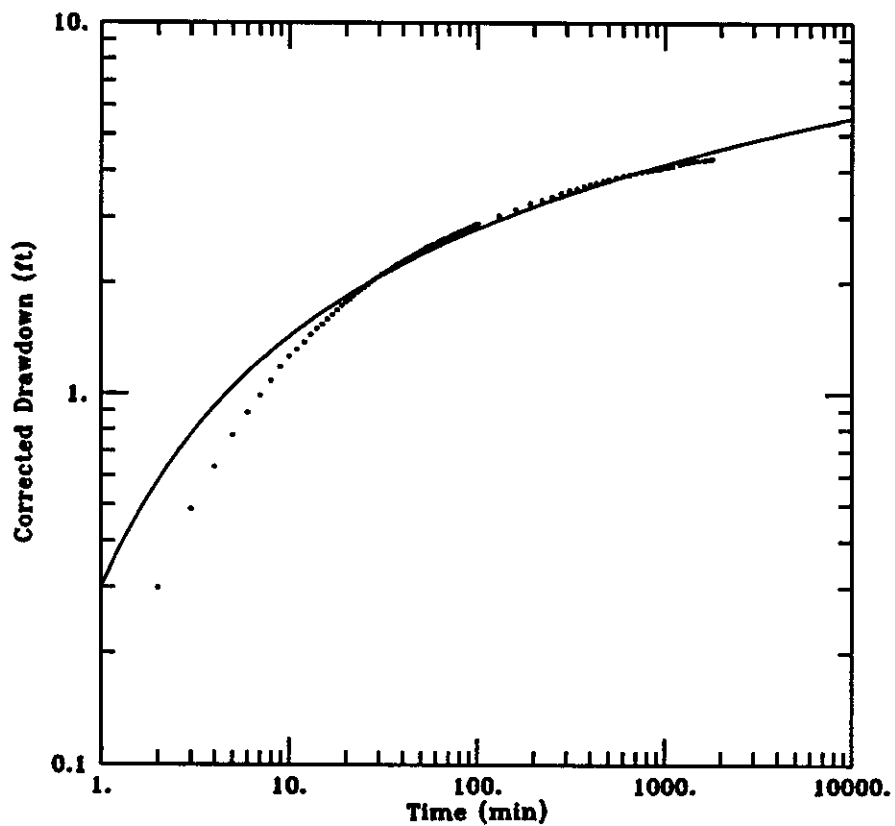
AQUIFER MODEL:  
Unconfined  
SOLUTION METHOD:  
Cooper-Jacob

PROJECT DATA:  
test date: March 28-30, 1994  
test well: OKS-93P  
obs. well: OKS-93002

TEST DATA:  
 $Q = 79. \text{ gal/min}$   
 $r = 67.4 \text{ ft}$   
 $r_c = 0.25 \text{ ft}$   
 $r_w = 0.33 \text{ ft}$   
 $b = 40. \text{ ft}$

PARAMETER ESTIMATES:  
 $T = 1.542E+04 \text{ gal/day/ft}$   
 $S = 0.000529$

# OKS-93 MIDDLE PRODUCING ZONE APT



DATA SET:  
OKS93002.DAT  
02/19/97

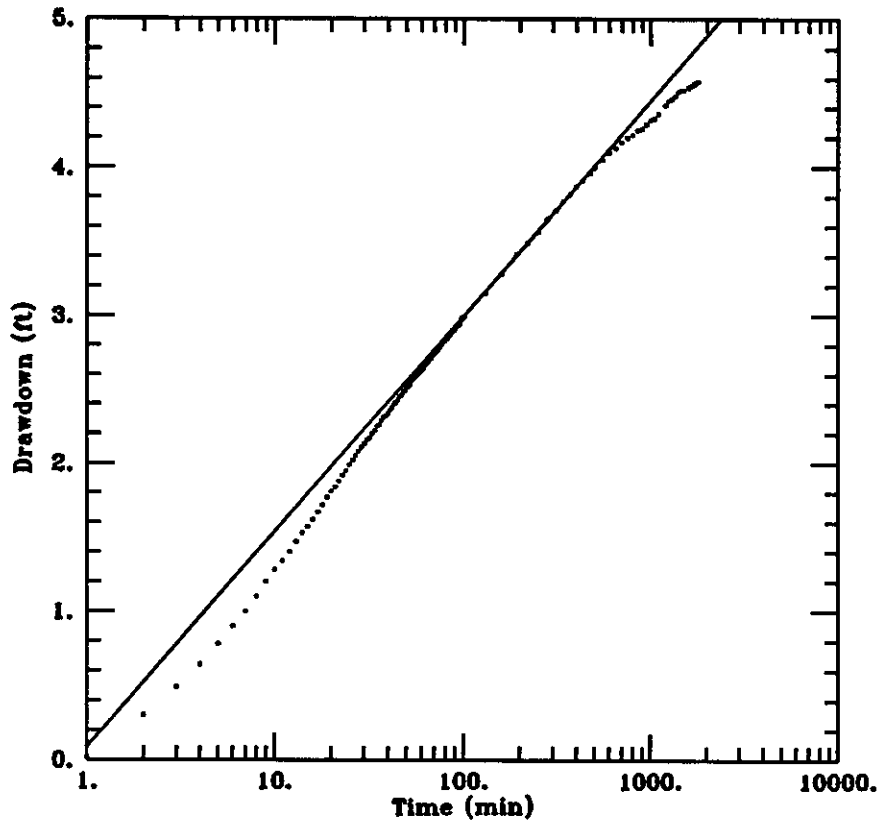
AQUIFER MODEL:  
Unconfined  
SOLUTION METHOD:  
Theis

PROJECT DATA:  
test date: March 28-30, 1994  
test well: OKS-93P  
obs. well: OKS-93002

TEST DATA:  
Q = 79. gal/min  
r = 67.4 ft  
r<sub>c</sub> = 0.25 ft  
r<sub>w</sub> = 0.33 ft  
b = 40. ft

PARAMETER ESTIMATES:  
T = 1.503E+04 gal/day/ft  
S = 0.000682

# OKS-93 MIDDLE PRODUCING ZONE APT



DATA SET:  
OKS93002.DAT  
02/19/97

AQUIFER MODEL:  
Confined  
SOLUTION METHOD:  
Cooper-Jacob

PROJECT DATA:  
test date: March 28-30, 1994  
test well: OKS-93P  
obs. well: OKS-93002

TEST DATA:  
Q = 79. gal/min  
r = 67.4 ft  
r<sub>c</sub> = 0.25 ft  
r<sub>w</sub> = 0.33 ft  
b = 40. ft

PARAMETER ESTIMATES:  
T = 1.433E+04 gal/day/ft  
S = 0.0005752