

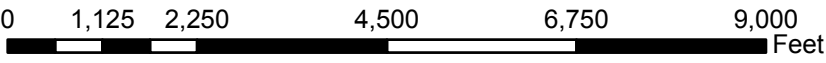


SECTION 15, TOWNSHIP 32 SOUTH, RANGE 34 EAST
SECTION 10, TOWNSHIP 32 SOUTH, RANGE 34 EAST

Legend

-  Monument
-  Control

1 inch equals 2,280 feet



LKBD1B & LKBD2B



LOCATION